

TC-08

Cloud-connected 8-channel thermocouple data logger



Low cost, high resolution

- Measures and records up to eight thermocouples at once
- 20-bit resolution and high accuracy
- Supports all commonly used thermocouple types
- Measures from -270 °C to $+1820\text{ °C}$
- Built-in cold junction compensation
- Up to 10 measurements per second
- USB-connected and powered
- Run multiple units on a single PC
- Free PicoLog 6 Cloud[®] software
- Free PicoLog 6 Cloud account
- Free software development kit
- Example programs available to download
- Free technical support and software updates
- Compatible with Windows, macOS, Linux and Raspberry Pi OS

TC-08 thermocouple data logger

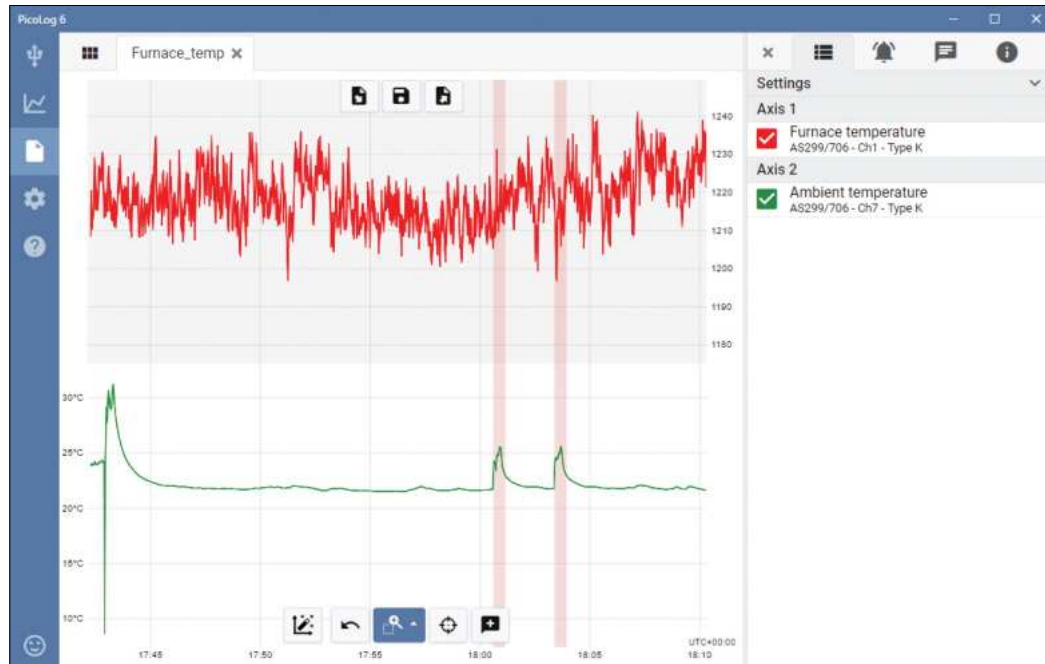
The TC-08 thermocouple data logger offers industry-leading performance and a cost-effective temperature measurement solution. With eight direct thermocouple inputs, the TC-08 can take accurate, rapid readings. In addition, you can use up to 20 units simultaneously on one PC. The logger can measure and record temperatures ranging from $-270\text{ }^{\circ}\text{C}$ to $+1820\text{ }^{\circ}\text{C}$ using the appropriate thermocouple type (B, E, J, K, N, R, S, T). It draws power from your computer's USB port, so no external power supply is necessary.

Wide temperature range

The TC-08 thermocouple data logger is designed to measure a wide range of temperatures using any thermocouple that has a miniature thermocouple connector. Pico supplies a wide range of suitable thermocouples (see **Ordering information**).

All types of thermocouple in common use today are supported, allowing an effective temperature range of $-270\text{ }^{\circ}\text{C}$ to $+1820\text{ }^{\circ}\text{C}$ (the actual temperature range depends on the thermocouple being used).

You can also use the built-in cold junction compensation (CJC) circuit as a ninth channel to measure ambient temperature.



Fast and accurate temperature data acquisition

With the TC-08 thermocouple data logger, you can make temperature measurements both quickly and accurately.

The short conversion time of the TC-08 means that it can take up to 10 temperature measurements every second (CJC counts as an additional measurement), while the high (20-bit) resolution ensures that the TC-08 can detect minute changes in temperature. For Type K thermocouples, the TC-08 can maintain a better than $0.025\text{ }^{\circ}\text{C}$ resolution over a $-250\text{ }^{\circ}\text{C}$ to $+1370\text{ }^{\circ}\text{C}$ range.

PicoLog Cloud software – straightforward from the start

PicoLog Cloud is a complete data acquisition software package for the TC-08 data logger, and is fully compatible with Windows, macOS, Linux and Raspberry Pi OS. With its clear and user-friendly layout, ideal for use with a mouse or a touchscreen, PicoLog 6 allows you to set up the logger and start recording with just a few clicks of the mouse, whatever your level of data logging experience. Set up simple or advanced acquisitions quickly, and record, view and analyze your data with ease.

Capture control
Record, Pause or Reset.

Save and Export options
Copy your graph to the clipboard, save it as a PDF, export the raw data to a CSV file, or save the data and configuration as a robust .picoLog database file.

Alarms
Set up alarms to alert you to a range of events. Alarms can take the form of sounds, visual notifications, graph annotations and more.

Notes & annotations
Add notes about the dataset as a whole or annotations about particular points on the graph.

Device settings view
Easily set up and adjust acquisition and math channels on one or more data loggers and check their status at a glance.

Cloud captures
Displays a list and preview of all cloud captures associated with your PicoLog Cloud account.

Graph view
Display your data in real time, as it is collected, on up to four independent Y axes simultaneously: set them up by dragging and dropping the entries in the Channels & Axes panel on the right.

Give instant feedback
We want to hear from you! Click here to contact Pico with your comments.

Data view
Display all the data collected so far or keep the graph scale the same and pan along as new samples appear.

Pan and zoom controls
Zoom in, zoom out, zoom to a selection or pan through the data with these tools. If you make a mistake, just click Undo.

Cursors and annotations
Use cursors to highlight the data value and time at any point on the graph, or click Add annotation to mark that point with a text note.

Pullout information panel
Manage your channel and axis settings, alarms, notes and capture information in this easy-to-read layout. Close the panel to make more room for the capture graph, and reopen it at any time.

Multiple devices
Log data on up to 20 data loggers or oscilloscopes at the same time. Here, three separate data loggers are in use: two TC-08s and one ADC-24 voltage input logger.

Axis	Channel	Value
Axis 1	Tank - top	76.75 °C
	Tank - bottom	95.99 °C
Axis 2	Lab ambient	19.20 °C
Axis 3	Differential 1 - 2	1940.31 mbar

Introducing PicoLog Cloud

Building on the proven design of PicoLog 6, PicoLog Cloud is a free upgrade that introduces many great features, expanding the capabilities of your Pico data logger. Whether you're an established user or a newcomer, you will benefit from the following new additions:

- Live captures streamed directly to the new PicoLog Cloud
- Secure and reliable storage
- Viewing of live and saved captures from a remote computer running PicoLog Cloud, anywhere in the world
- Viewing of live and saved captures on any device (smart phone, tablet, PC) using an internet browser
- Free PicoLog Cloud account
- Compatibility with all current USB PicoLog loggers and PicoScope real-time oscilloscopes
- Straightforward setup with no network settings changes
- Continuous capture with or without network connection
- Source clients for Windows, Linux, macOS and Raspberry Pi OS

Stream live captures directly to the new PicoLog Cloud

In this update to PicoLog data logging software, your Pico data logger or oscilloscope not only captures to a local disk, but can now stream the capture directly to a secure online Cloud store. Did we mention our new cloud service is completely **free** for all new and existing customers?

This new major feature stays true to our vision of creating a data logging application with a simple user interface, and is equally straightforward for use by technical or non-technical users.

PicoLog Cloud is fundamentally the same application as before, but with enhancements to send the live capture data directly to your remote PicoLog Cloud space, and in addition view saved captures stored in the Cloud.

Secure and reliable cloud captures

Security is at the top of the priority list with PicoLog Cloud, and we use the latest and greatest security techniques and processes to ensure your online data and credentials stay safe. To achieve this, PicoLog Cloud employs an Identity Management Platform to manage the login authentication process, keeping your identity anonymized and your data captures safely yours.



In everyday terms, this means you log in with your email and password from one of the following email account providers: Microsoft, Apple or Google. If you don't have an account with one of those, you can create an anonymized account with another email address. To add an extra layer of security, make sure to use an email account that offers 2FA (two-factor authentication)

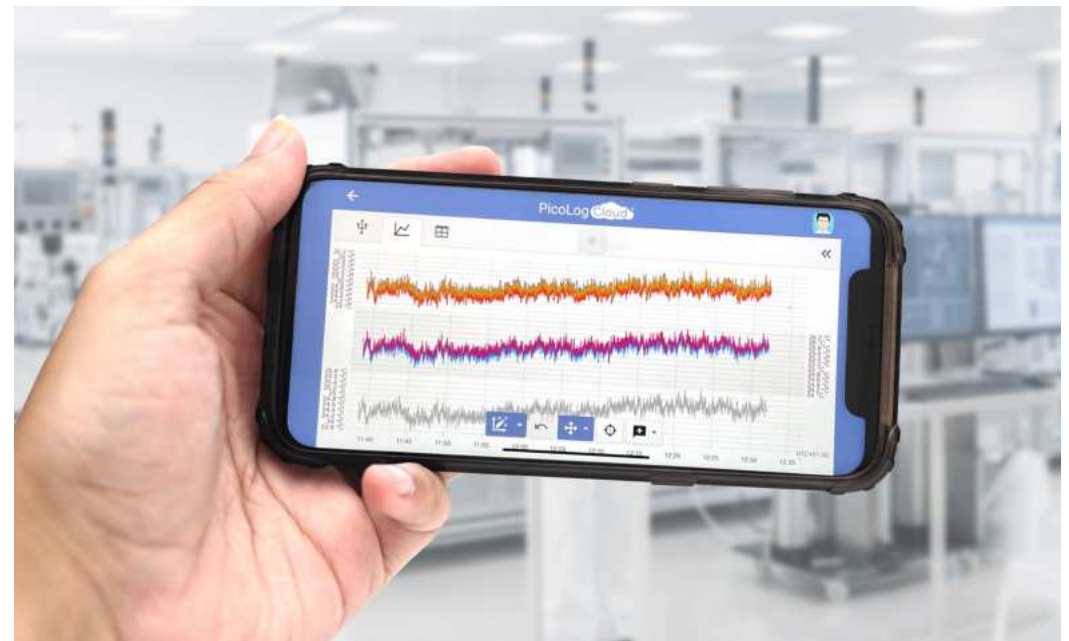
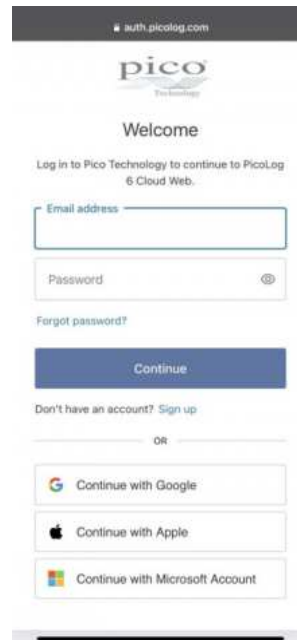
PicoLog Cloud storage is hosted on another industry-standard service known for excellent reliability and global access: Microsoft Azure. It means you can rely on quality of service (uptime) and multiple server locations back up your data against a server outage.

View live and saved captures anywhere in the world

Plugged into your PC or laptop, Pico's instruments have been harnessing the power of your computer's screen, processor, hard disk, keyboard and mouse for over three decades. But what if you can't be in the same room, factory, city or even country as your data-capturing equipment?

Now, PicoLog Cloud opens a window into your loggers and data, allowing other PCs to view and export your data from anywhere in the world. Of course, those PCs must be signed into your secure, personal PicoLog Cloud account to view any of your captures, live or saved.

To keep things simple and avoid making unwanted changes to a live capture, only the host PicoLog Cloud app can change the capture settings.



PicoLog Cloud[®]

Can I view captures on my smartphone or tablet?

PicoLog 6 has always been based on a framework that uses Chromium (Google's open-source browser) and Java, meaning it is already "browser ready".

It couldn't be easier to use! Navigate to the URL picolog.app in any browser and log into your PicoLog Cloud account. This gives you instant and secure access to all your live and saved Cloud captures on any internet-connected smart device, anywhere in the world. Some browsers such as Google Chrome and Microsoft Edge make it possible to "install" PicoLog Cloud as a PWA (progressive web app), so it will be available on your home screen or desktop and work like a regular app.



Continuous capture, with or without network connection

Should your host PC lose network connection during a capture, PicoLog Cloud instantly switches to use the PC's own hard drive until the network connection is restored. Any missing data is promptly synchronized back to the Cloud.

As always, PicoLog 6 in local capture mode is compatible with all PicoLog data loggers and all PicoScope real-time oscilloscopes (with a sample rate limit of 1 kS/s). PicoLog Cloud is compatible with the same instruments, except that the sample rate is limited to 1 S/s per channel.

Stream live Cloud capture data to your application with an API

Transferring captured data from a data logger software application to a third-party application while the capture is running has been one of the longest outstanding customer feature requests, and had been very difficult to implement until now. With PicoLog Cloud data residing on a server, we've developed a simple server-side API that allows programmers to request the live data in batches which is returned in a human- and database-readable ASCII format.

This feature is particularly useful to users who want to add extra functionality such as emailing alarms or captures, adding logger data to existing databases, or displaying data in a different way: fill tanks, percentage bars, throttle gauges, large numerical displays and so on!

Once the Cloud capture is set up and acquiring data, you enable public sharing for that capture to generate an unsearchable URL containing a unique ID for that capture on the PicoLog.app server. The API contains just two calls:

- Basic setup, channel IDs, last recorded value and channel names.
- Request a block of capture data with start and end time parameters for the specified channel(s)

```
https://picolog.app/api/v1/captures/1736-4b0d-9d8d-135c-37d0d6a02?share=1736-4b0d-9d8d-135c-37d0d6a02
{
  "id": "1d65d66c05-80a9-4a12-af4f-b4f0b030ea4",
  "name": "Channel 1",
  "value": 23.6635184814453
},
{
  "id": "1d37011062-80e8-4787-8e37-8bc70ba0539c",
  "name": "Channel 2",
  "value": 23.6838341442871
},
{
  "id": "1d98727107-8d03-4cc3-8e36-1f4c08ff4808",
  "name": "Channel 3",
  "value": 23.645185479581055
},
{
  "id": "1d7311800c-8883-4af7-a787-364a5209735",
  "name": "Channel 4",
  "value": 23.71341242988957
},
{
  "id": "1d89e2573c-623e-47f7-8088-6789fab960f",
  "name": "Channel 5",
  "value": 23.57895851135254
},
{
  "id": "1d6d02cd30-8a88-4bd2-8d5c-af828d170fa",
  "name": "Channel 6",
  "value": 23.778282745361328
},
{
  "id": "1d48829cda-3735-4b0d-9d8d-135c-37d0d6a02",
  "name": "Channel 7",
  "value": 23.778282745361328
}
```

The API is server-side and sends raw data to your custom application or database, so no special software needs to be installed. Almost all relevant programming languages can call the API URL, and simple code examples are available.

Although PicoLog Cloud is limited to 30-day captures in Cloud capture mode before it overwrites the oldest data, you can use this API to transfer and back up your data to a local or online database of your own.

PicoLog Cloud capture specifications

- No limit to the number of stored captures
- Sample rate up to 1 S/s per channel in cloud mode
- Maximum capture duration is 30 days
- Capture can be set to continuous overwrite or stop after set duration
- Multiple host PicoLog Cloud captures can be used simultaneously on one user account
- View all your devices and captures from one place
- Remote clients can export into CSV, PDF and HDF5 files from live and saved captures

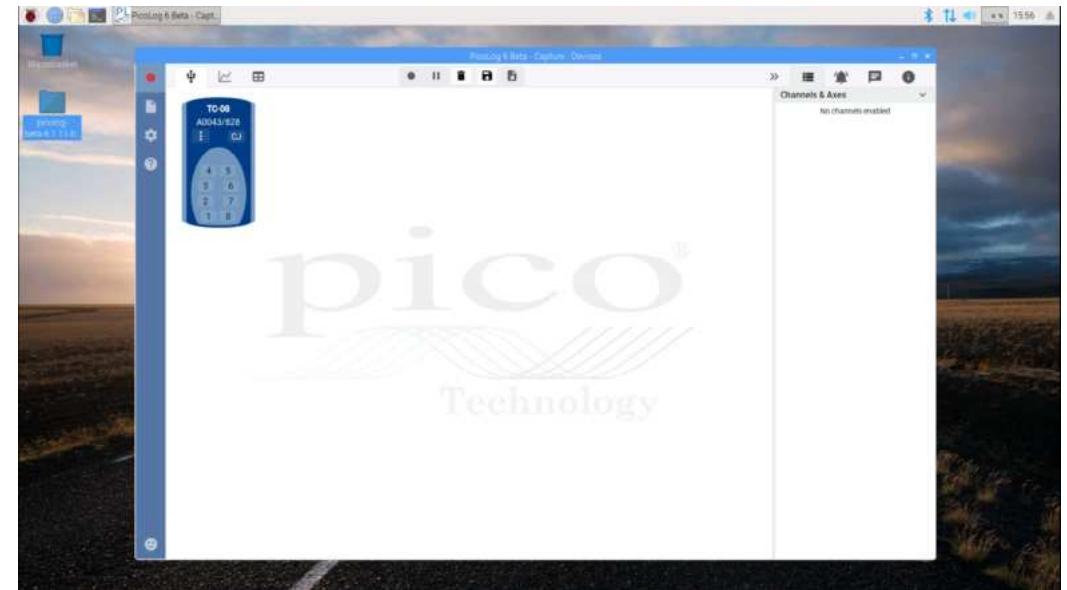
Raspberry Pi support

The TC-08 works great when connected to personal computers running Windows, macOS and Linux. Now, with support for Raspberry Pi OS on armhf processors, the TC-08 works with Raspberry Pi 4 and the current 3B and 3B+ computers.

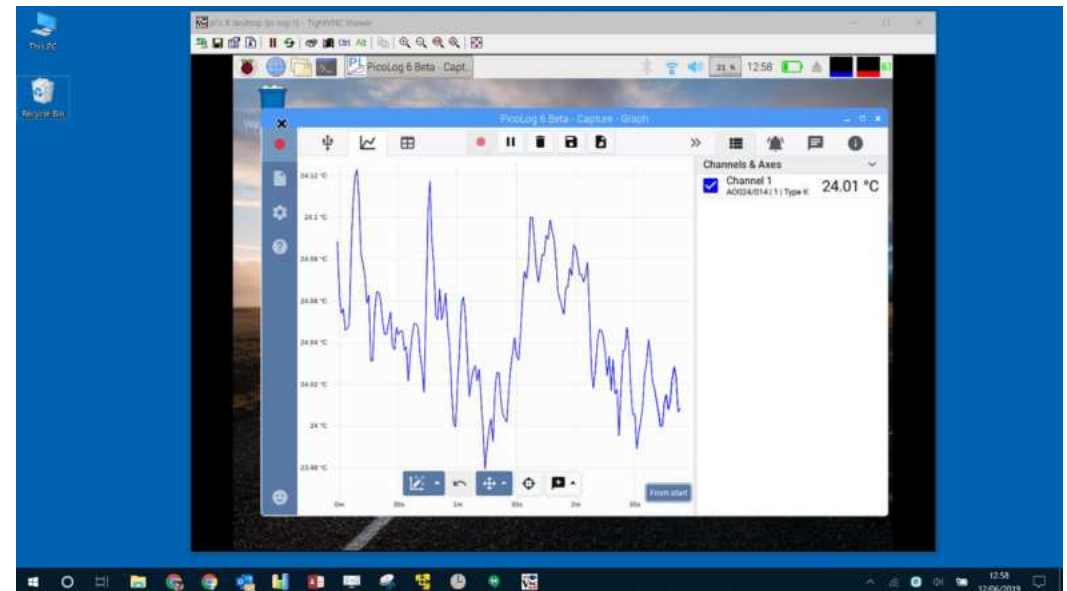
You can now connect the TC-08 to the Pi and remove the keyboard, mouse and video monitor to make an inexpensive standalone logger that stores captured data locally on an SD card.

Furthermore, connecting your Pi by WiFi or Ethernet, you can internet-enable your Pico logger, which you can then access remotely using a freely available open-source VNC server and viewer.

In addition, using Power over Ethernet (PoE) capability on the Raspberry Pi 3B+ and then pairing with the PoE PIHAT not only eliminates the need for an external power supply and powered USB hub, it also internet-enables your logger.



PicoLog 6 running under Raspberry Pi OS on a Raspberry Pi with a TC-08 connected.



PicoLog 6 running under Raspberry Pi OS with a TC-08 connected, being viewed and controlled in Windows 10 using freely available open-source VNC server software and viewer.

Math channels

Sometimes you need to use data from one or more measurement channels to graph and record a calculated parameter. You can use the PicoLog 6 equation editor to set up simple math channels such as A-B or more complex functions such as log, sqrt, abs, round, min, max, mean and median.

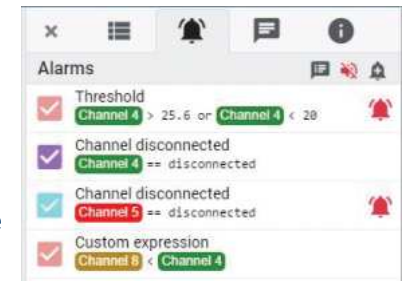
PicoLog 6 treats math channels like any other channel, so you can still set alarms and annotate them.



Channel	Value
Channel 8 AS299/706 - Ch8 - Type K	21.7 °C
Channel 2 AS299/706 - Ch2 - Type K	23.9 °C
% increase Math Channel	-9.1 %
Temperature difference Math Channel	-2.2 °C

Alarms

In PicoLog 6, you can set up alarms to alert you to various events. These can be as simple or as complex as you like: alarms can trigger on a signal threshold or disconnection of the data logger, or you can set up a logic expression of your own. Alarms can play sounds, display visual alerts, run applications or mark when the event occurred on the graph.



Alarm	Value
Threshold Channel 4 > 25.6 or Channel 4 < 20	
Channel disconnected Channel 4 == disconnected	
Channel disconnected Channel 5 == disconnected	
Custom expression Channel 8 < Channel 4	

Intuitive logger and channel setup

The **Devices** view lets you set up a multichannel acquisition system in a simple way, with the option to use multiple different Pico data loggers simultaneously. PicoLog shows you an image of each connected device, so you can quickly and easily enable or disable channels and set up their properties.

On the right, you can see the device setup for the acquisition on the previous page: two TC-08s and one ADC-20 voltage input logger.



The screenshot shows the PicoLog 6 software interface. The main area displays three connected devices: two TC-08 (AS299/706) and one ADC-20 (EV377/014). The Settings panel on the right shows the configuration for three axes:

Axis	Channel	Value
Axis 1	Tank - top AO024/014 1 Type K	110.02 °C
Axis 1	Tank - base AO024/014 2 Type K	103.10 °C
Axis 2	Lab ambient temperature AS299/706 1 Type K	25.02 °C
Axis 3	Differential 1 - 2 EV377/014 1 - 2 ±1.25 V	876.19 mBar

Robust file format

At the heart of PicoLog 6 is the file system, which stores live capture data directly to a robust database, rather than to a single file that is vulnerable to corruption and data loss. If the computer is shut down and rebooted, PicoLog will only lose the data during the outage – saving resumes when you restart the software.

This file system also means that the size of the dataset you can capture you is virtually unlimited – the only restriction is the size of your computer's hard disk!

The .picoLog file format is compatible across all operating systems, and there is no need to set up a file to save to before the capture is complete. You can also save mid-capture if you wish to share the data collected so far. Since anyone can download and install PicoLog 6 for free, you can easily share saved data with co-workers, customers and suppliers for offline post-analysis.

Data can be exported as CSV. In addition, you can export a PDF containing a graph, channel configuration, capture notes, annotation notes and alarm trigger history.

PicoSDK®

Pico's software development kit, PicoSDK, is available free of charge and allows you to write your own software and interface to third-party software packages.

Pico also maintains repositories of example code on GitHub (github.com/picotech), showing how to use PicoSDK with software packages such as Microsoft Excel, National Instruments LabVIEW and MathWorks MATLAB, or with programming languages including C, C++, C# and Visual Basic .NET.

PicoSDK and the *TC-08 Programmer's Guide* are available to download from www.picotech.com/downloads.



Try the PicoLog 6 software today!

PicoLog 6's built-in demo mode allows you to try out the full functionality of the software with a choice of virtual devices and simulated live data. You also can use PicoLog 6 to view previously saved data, even with no device connected. Visit www.picotech.com/downloads and select **PicoLog Data Loggers** to get your copy.

Specifications

Hardware	
Number of channels (single unit)	8
Maximum number of channels (using up to 20 units)	160
Conversion time	100 ms per thermocouple channel + 100 ms for CJC (this can be disabled if all channels are used as voltage inputs)
Temperature accuracy	Sum of $\pm 0.2\%$ of reading and $\pm 0.5\text{ }^{\circ}\text{C}$
Voltage accuracy	Sum of $\pm 0.2\%$ of reading and $\pm 10\text{ }\mu\text{V}$
Overvoltage protection	$\pm 30\text{ V}$
Maximum common-mode voltage	$\pm 7.5\text{ V}$
Input impedance	2 M Ω
Input range (voltage)	$\pm 70\text{ mV}$
Resolution	20 bits
Noise-free resolution	16.25 bits
Thermocouple types supported	B, E, J, K, N, R, S, T
Input connectors	Miniature thermocouple
General	
Connectivity	USB 2.0
Device connector type	USB 2.0, Type B
Power requirements	USB port
Dimensions	201 x 104 x 34 mm (7.91 x 4.09 x 1.34 in)
Temperature range, operating	0 $^{\circ}\text{C}$ to 50 $^{\circ}\text{C}$
Temperature range, operating, for quoted accuracy	20 $^{\circ}\text{C}$ to 30 $^{\circ}\text{C}$
Temperature range, storage	-20 $^{\circ}\text{C}$ to 60 $^{\circ}\text{C}$
Humidity range, operating	5 to 80 % RH non-condensing
Humidity range, storage	5 to 95 % RH non-condensing
Altitude	Up to 2000 m
Pollution degree	Pollution degree 2
Water resistance	Not water-resistant
Safety approvals	Designed to 2014/35/EU: Low Voltage Directive
EMC approvals	Tested to 2014/30/EU: Electromagnetic Compatibility Directive
Environmental approvals	RoHS and WEEE compliant
Software	PicoLog Cloud, PicoSDK (available from www.picotech.com/downloads) Example code (available from Pico's GitHub organization page, github.com/picotech)

General (continued)	
PC requirements (PicoLog Cloud app)	Windows, macOS, Linux or Raspberry Pi OS. For supported OS versions, see PicoLog 6 Release Notes . Hardware as required by the operating system.
PC requirements (viewer)	Any device with internet access, a web browser and a screen
Documentation	Quick Start Guide User's Guide Programmer's Guide EU Declaration of Conformity All relevant documentation is available for download from www.picotech.com/downloads

Compatible thermocouples

The TC-08 is compatible with all commonly used thermocouples, offering high accuracy without compromising acquisition speed. Thermocouple types and temperature ranges are shown in the table below.

Type	Overall range (°C)	0.1 °C resolution	0.025 °C resolution
B	20 to 1820	150 to 1820	600 to 1820
E	-270 to 910	-270 to 910	-260 to 910
J	-210 to 1200	-210 to 1200	-210 to 1200
K	-270 to 1370	-270 to 1370	-250 to 1370
N	-270 to 1300	-260 to 1300	-230 to 1300
R	-50 to 1760	-50 to 1760	20 to 1760
S	-50 to 1760	-50 to 1760	20 to 1760
T	-270 to 400	-270 to 400	-250 to 400

Also measures voltage and current!

The optional TC-08 single-channel terminal board plugs into one channel on the data logger and has a set of screw terminals, allowing you to connect sensors with voltage or current outputs to the data logger without any need for soldering. The four input ranges (± 50 mV, ± 500 mV, ± 5 V and 4–20 mA) allow you to measure a wide range of signals.



Ordering information

Pico offers both off-the-shelf and built-to-order thermocouples for use with the TC-08. If you require a custom build for your application, our Technical Support team is available to discuss your requirements. You can contact the team at support@picotech.com.

Type K and type T thermocouples

Order code	Product name	Description
SE059	SE059 thermocouple type K	High-temperature, exposed tip, fiberglass-insulated, 1 m
SE060	SE060 thermocouple type K	High-temperature, exposed tip, fiberglass-insulated, 2 m
SE061	SE061 thermocouple type K	High-temperature, exposed tip, fiberglass-insulated, 3 m
SE062	SE062 thermocouple type K	High-temperature, exposed tip, fiberglass-insulated, 5 m
SE002	SE002 thermocouple type K	Probe, air, 4.5 mm tip
SE001	SE001 thermocouple type K	Exposed tip, fiberglass-insulated, 1 m
SE030	SE030 thermocouple type K	Exposed tip, fiberglass-insulated, 2 m
SE031	SE031 thermocouple type K	Exposed tip, fiberglass-insulated, 5 m
SE000	SE000 thermocouple type K	Exposed tip, PTFE-insulated, 1 m
SE027	SE027 thermocouple type K	Exposed tip, PTFE-insulated, 2 m
SE028	SE028 thermocouple type K	Exposed tip, PTFE-insulated, 3 m
SE029	SE029 thermocouple type K	Exposed tip, PTFE-insulated, 10 m
SE003	SE003 thermocouple type K	Insertion, 3.3 mm tip
SE004	SE004 thermocouple type K	Ribbon surface, 8 mm tip
SE056	SE056 thermocouple type T	5 mm × 50 mm stainless steel waterproof tip, silicone-insulated, 3 m
SE057	SE057 thermocouple type T	5 mm × 50 mm stainless steel waterproof tip, silicone-insulated, 5 m
SE058	SE058 thermocouple type T	5 mm × 50 mm stainless steel waterproof tip, silicone-insulated, 10 m
SE051	SE051 thermocouple type T	Exposed tip, fiberglass-insulated, 1 m
SE052	SE052 thermocouple type T	Exposed tip, fiberglass-insulated, 2 m
SE053	SE053 thermocouple type T	Exposed tip, fiberglass-insulated, 3 m
SE054	SE054 thermocouple type T	Exposed tip, fiberglass-insulated, 5 m
SE055	SE055 thermocouple type T	Exposed tip, fiberglass-insulated, 10 m
SE046	SE046 thermocouple type T	Exposed tip, PTFE-insulated, 1 m
SE047	SE047 thermocouple type T	Exposed tip, PTFE-insulated, 2 m
SE048	SE048 thermocouple type T	Exposed tip, PTFE-insulated, 3 m
SE049	SE049 thermocouple type T	Exposed tip, PTFE-insulated, 5 m
SE050	SE050 thermocouple type T	Exposed tip, PTFE-insulated, 10 m

* Prices correct at the time of publication. Sales taxes not included. Please check www.picotech.com for the latest prices before ordering.

Ordering information (continued)

Order code	Product name
PP222	TC-08 thermocouple data logger with USB cable

Optional accessories

Order code	Product name
PP624	Single-channel terminal board for use with TC-08 thermocouple data logger
MI106	Replacement Pico blue USB 2.0 cable, 1.8 m**
TA268	Pico blue USB 2.0 cable, 0.5 m**
MI121	Pico blue USB 2.0 cable, 4.5 m**
CC001	Calibration certificate for thermocouple loggers

* Prices correct at the time of publication. Sales taxes not included. Please check www.picotech.com for the latest prices before ordering.

** Pico blue USB cables are designed and built specifically for use with Pico Technology oscilloscopes and data loggers in order to minimize voltage drop and noise. Use your TC-08 data logger only with a Pico blue USB cable.



UK global headquarters

Pico Technology
James House
Colmworth Business Park
St. Neots
Cambridgeshire
PE19 8YP
United Kingdom
☎ +44 (0) 1480 396 395
✉ sales@picotech.com

North America regional office

Pico Technology
320 N Glenwood Blvd
Tyler
TX 75702
United States
☎ +1 800 591 2796
✉ sales@picotech.com

Asia-Pacific regional office

Pico Technology
Room 2252, 22/F, Centro
568 Hengfeng Road
Zhabei District
Shanghai 200070
PR China
☎ +86 21 2226-5152
✉ pico.asia-pacific@picotech.com

Errors and omissions excepted. *Pico Technology*, *PicoLog*, *PicoLog Cloud* and *PicoSDK* are internationally registered trademarks of Pico Technology Ltd.

LabVIEW is a trademark of National Instruments Corporation. *Linux* is a registered trademark of Linus Torvalds, registered in the U.S. and other countries. *macOS* is a trademark of Apple Inc., registered in the U.S. and other countries. *MATLAB* is a registered trademark of The MathWorks, Inc. *Windows* and *Excel* are registered trademarks of Microsoft Corporation in the United States and other countries. *GitHub* is a registered trademark of GitHub, Inc.

MM001.en-11. Copyright © 2004–2021 Pico Technology Ltd. All rights reserved.

www.picotech.com



Pico Technology



@LifeAtPico



@picotechnologyLtd



Pico Technology



@picotech