


RRC-SMB-UBC-DIS

Standard battery conditioner
for smart batteries

P/N: 110063



Features:

- Ensures batteries are discharge to 30% state of charge (or less) for transportation.
- Places batteries in very low power mode called "ship mode" to limit self-discharge.
- For the standard battery form factors RRC20xx or smart batteries with a similar footprint
- Simple operation – Plug and Play
- Automatic recognition and calibration of smart battery learned capacity
- External power supply for worldwide use
- Country specific AC input cables available

Applications:

Standard conditioning/discharging station for mobile devices used in medical, industrial and consumer markets



Specification

Input		
Voltage range	19.00 – 26.00VDC	
Current	3.40A max.	
Power	65.00W	
Protection	Over current (fuse protected), under voltage	
Output		
Voltage range	0 - 17.40VDC	
Current range	0 - 4.80A	
Voltage tolerance ⁽¹⁾	±1% max.	
Current tolerance ⁽¹⁾	±10% max. @1.00A, ±3% max. @4.00A	
Charge power	60.00W max.	
Protection	Short circuit, over temperature shutdown, input-/output over current	
Environmental		
	Operation:	Storage:
Ambient Temperature	0°C to 40°C	-30°C to 80°C
Pressure and Altitude	1060hPa to 533hPa -382m to 5000m	1060hPa to 533hPa -382m to 5000m
Humidity (non-condensing)	8% to 90% r.H.	5% to 95% r.H.
General		
Efficiency	~95% at 100% load	
Indicator	Multi-color LED (green, red, orange)	
Battery types	Standard battery form factors RRC20x or smart batteries with a similar footprint	
Green procurement	RoHS 2011/65/EU + 2015/863 REACH 1907/2006 WEEE 2012/19/EU Chinese RoHS	
Cooling	convection cooled	
LED Indications		
One time Red/Orange/Green	Self-test: Charger is ready for use.	
Green/Red blinking	Charger identifies inserted battery.	
Orange	Progress indication – The battery is being charged.	
Orange blinking	Progress indication – The battery is being discharged.	
Green	Success indication - The battery successfully charged/discharged to transport State of Charge and is set into ship mode.	
Red	Error indication - The battery was not successfully charged/discharged to transport State of Charge or is not set into ship mode.	
Red blinking	The temperature of the battery is too low or too high.	
Charger Mechanical Details		
Housing dimensions (LxWxH)	151 x 90 x 43mm	
Weight	198g (excluding power supply)	
Safety & EMC		
	In combination with included external AC/DC power supply	
Regulatory approvals	Europe	EN62368-1 (CE)
	International	IEC62368-1 (CB)
Electromagnetic Emissions	Europe	EN55011, EN55032, level B
	USA	FCC15 class B
Electromagnetic Immunity	ESD immunity	EN/IEC61000-4-2
	Electromagnetic field immunity	EN/IEC61000-4-3
	EFT / Burst	EN/IEC61000-4-4
	Surge	EN/IEC61000-4-5
	Conducted Immunity	EN/IEC61000-4-6
	Magnetic Fields	EN/IEC61000-4-8
	Voltage dips, short instrumentations & voltage variations	EN/IEC61000-4-11
	Immunity characteristics	EN55024

Specification external AC/DC power supply

Input		
Voltage range	100.00 – 240.00VAC ±10%, 50-60Hz	
Current	1.70A max.	
Stand by power	< 0.21W @ no load	
Output		
Voltage range	19.00VDC ± 10%	
Power	65.00W max.	
Current range	3.40A max.	
Protection	Short circuit, over voltage, over current, over temperature	
General		
Efficiency	California's Energy Efficiency Level VI	
Ripple & Noise	300mV (p-p)	
Power Supply Mechanical Details		
Standard output connector	DC barrel jack, 5.5 x 2.5mm	
Housing dimensions (LxWxH)	95 x 50 x 25.4mm	
Weight	270g	
Cable length	1600mm	
Regulatory Approvals		
Approvals	Europe	CE
	International	CB
	USA & Canada	cULus
	Australia & New Zealand	RCM
	Russia (Customs Union)	EAC
	Korea	KC
	China	CCC
	Japan	PSE
	India	BIS
	Taiwan	BSMI
	Mexico	NOM
	Argentina	IRAM
	South Africa	SABS
	Singapore	Safety Mark
	United Kingdom	UKCA
	Morocco	CMIM

Recommended Accessories

Type	Product	P/N	Application
3-pol AC-Cable	 <p>US-Version EU-Version UK-Version AU-Version</p>	<p>210950 210951 211333 211334</p>	Country specific power cable for standard battery chargers from RRC and PS65.
Car Adapter DC/DC	 <p>RRC-SMB-CAR</p>	110041	90W car adapter with USB charging port. Power supplying in cars and trucks for standard battery chargers and power management modules from RRC or mobile devices.

Germany/Headquarters

RRC power solutions GmbH
Technologiepark 1
66424 Homburg / Saar

Tel.: +49 6841 98090
Fax: +49 6841 9809280
Email: sales@rrc-ps.de
Web: www.rrc-ps.com

USA

RRC power solutions Inc.
18340 Yorba Linda Blvd.,
107-437
Yorba Linda, CA 92886

Tel.: +1 714 777 3604
Fax: +1 714 777 3658
Email: usa@rrc-ps.com
Web: www.rrc-ps.com

Hong Kong

RRC power solutions Ltd.
S-V,6/F, Valiant Industrial
Centre 2-12 Au Pui Wan Street
Fo Tan, N.T., Hong Kong

Tel.: +852 2376 0106
Fax: +852 2375 0107
Email: hkrrc@rrc-ps.cn
Web: www.rrc-ps.cn

China

RRC power solutions Ltd.
Room 1306, C Building,
Tianan International building,
Renmin South Road, Luohu
District, Shenzhen 518021

Tel.: +86 755 8374 1908
Fax: +86 755 8374 1861
Email: hkrrc@rrc-ps.cn
Web: www.rrc-ps.cn