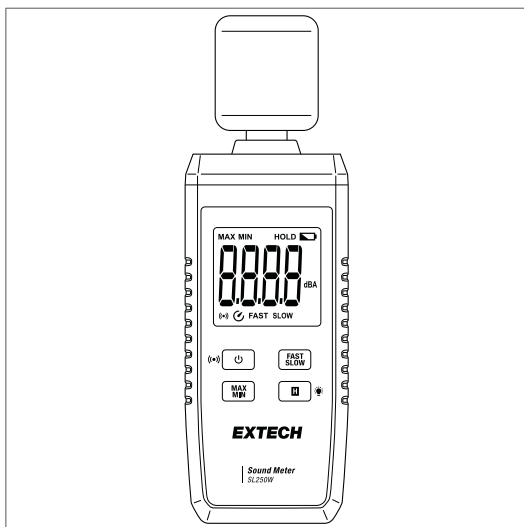


EXTECH

Quick Start


SL250W Sound Meter

Bluetooth® Connectivity with the
ExView® Mobile App



Quick Start (en)


PREPARATION

1. Included items: SL250W, Quick Start, and batteries.
2. Download the User Manual from the Extech website.
3. Download the ExView mobile app from the App Store (iOS®) or Google Play (Android™).
4. Install batteries in the rear compartment.
5. Long press the power button  to switch the meter on (short press to switch off).


GENERAL SAFETY



- Check for damage to the device before use. Return the unit if damage is evident.
- Do not attempt to open the meter housing or microphone.
- CE and FCC Compliant.

SOUND LEVEL MEASUREMENTS

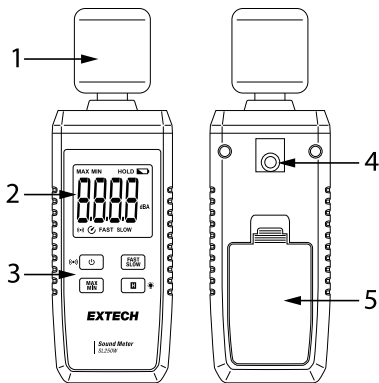
1. Long press the power button  to switch the meter on.
2. Hold the meter, set it on a table or desk, or mount it on a tripod in the test area. Use the wind screen in breezy areas.
3. Read the sound level on the LCD in A-weighted decibel units (dBa).
4. If the measurement is over range, *OL* will appear. If the measurement is under range, *UN* will appear.

BLUETOOTH OPERATION

Long press the Bluetooth button () to switch Bluetooth on or off. Download the ExView mobile app onto your smart device from the App Store or Google Play.

Instructions for app use are available on the Extech website (ExView product page). Switch APO off when using Bluetooth by pressing the power  and *H* buttons (APO symbol  will switch off).

METER DESCRIPTION

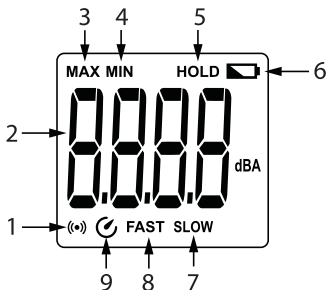


1. Microphone with wind screen
2. Backlit LCD
3. Function buttons
4. Tripod mount
5. Battery compartment

FUNCTION BUTTONS


	Long press to switch on. Short press to switch off. Long press to switch Bluetooth on/off.
	Short press to cycle through MAX/MIN memories. Memories are reset when meter power is cycled.
	Short press to freeze/unfreeze readings. Long press to switch the LCD backlight on/off.
	Short press to toggle the Fast (125 ms) and Slow (1 second) response modes.

DISPLAY SYMBOLS



1. Bluetooth active
2. Sound level measurement
3. Maximum readings
4. Minimum readings
5. Data Hold
6. Low battery symbol
7. Slow response mode
8. Fast response mode
9. Auto Power Off (APO) symbol

BASIC SPECIFICATIONS

Display type	4 digit backlit LCD
Low battery indication	Replace batteries when symbol  appears
Measurement range	30 to 130 dB (A weighted)
Resolution	0.1 dB
Accuracy	± 1.5 dB
Frequency Response	31.5 Hz to 8 kHz
Operating conditions	32 to 104°F (0 to 40°C); < 80% RH
Storage conditions	-4 to 140°F (-20 to 60°C); < 80% RH

TWO-YEAR WARRANTY

FLIR Systems, Inc. warrants this Extech brand instrument to be free of defects in parts and workmanship for **two years** from date of shipment. View the full warranty at this link:

<http://www.extech.com/support/warranties>

CUSTOMER SUPPORT

Customer Support Telephone List:

<https://support.flir.com/contact>

Service e-mail: repair@extech.com

Technical Support: <https://support.flir.com>

Website

<http://www.flir.com>

Customer support

<http://support.flir.com>

Copyright

© 2021, FLIR Systems, Inc. All rights reserved worldwide.

Disclaimer

Specifications subject to change without further notice. Models and accessories subject to regional market considerations. License procedures may apply. Products described herein may be subject to US Export Regulations. Please refer to exportquestions@flir.com with any questions.

Publ. No.: NAS100082
Release: AA
Commit: 78962
Head: 78963
Language: en-US
Modified: 2021-08-26
Formatted: 2021-08-26