

Advanced Benchttop Solutions

Soldering, Desoldering, & Rework | Fume Extraction | Fluid Dispensing

New from Metcal


GT Series

(Page 6)



MicroFine

(Page 14)



HCT-910

(Page 50)



BVX-250

(Page 60)



Table of Contents

Hand Soldering, Desoldering & Rework

- 4 Hand Soldering Overview
- 6 GT Series Adjustable Temperature Soldering Systems
- 7 GT Tips & Cartridges
- 10 Connection Validation™ (CV) Soldering Systems
- 13 CV-IOT Gateway Module
- 14 MicroFine Soldering Tools
- 15 Tip Care
- 16 MX Soldering Systems
- 20 CV & MX Accessories
- 22 CVC & STTC Cartridges
- 25 HCV & HTC High Thermal Demand Cartridges
- 27 SMC & SMTC Rework Cartridges
- 29 UFC & UFTC UltraFine Cartridges
- 31 PTC & PTTC Tweezer Cartridges
- 32 DSC & STDC Desolder Cartridges
- 33 MFTC & MFT MicroFine Cartridges
- 35 MFR-2200 & MFR-1100 Series Systems
- 39 PS-900 Systems
- 40 MFR & PS Accessories & Spare Parts
- 41 SxV Soldering Tips
- 42 SxV Soldering Tips, CxV Blade Tips
- 43 SxP Soldering & Rework Cartridges
- 44 RxP Rework Cartridges
- 45 TxP Tweezer, DxP Desoldering Cartridges
- 46 SSC Cartridges

Convection Rework

- 47 Convection Rework Overview
- 48 HCT-1000 Systems
- 50 HCT-910 Hot Air Rework System
- 52 HCT2-200 Systems
- 54 PCT-1000 Programmable Preheater
- 55 PCT-100 Preheater
- 56 ATH-1100A & MRS-1100A Rework Systems

Fume Extraction

- 57 Fume Extraction Overview
- 58 MSA Series Smoke Absorbers
- 59 BVX-100 Series Fume Extraction Systems
- 60 BVX-250 Series Fume Extraction Systems
- 61 VFX-1000 Volume Fume Extraction Unit
- 62 Omniflex Arms & BVX Arms

Fluid Dispensing

- 64 Fluid Dispensing Overview
- 65 DX-250 & DX-350 Series Dispensing Systems
- 66 Dispensing Tips
- 67 Dispensing Consumables
- 68 Foot Valve Dispenser & Accessories

Driving the Evolution of the Benchtop



The Metcal Story

Metcal and our revolutionary benchtop solutions have delivered broad value to customers since its our Silicon Valley beginnings in 1982.

Offering unrivaled performance, risk mitigation, and ROI, we give electronics manufacturers the tools - and the confidence - they need to develop faster, safer, more advanced products.

Metcal's track record of innovation is legendary. With SmartHeat®, Connection Validation™, and the addition of the CV-IOT Gateway, Metcal breakthroughs have empowered our global electronics assembly customers in the automotive, aerospace, medical device, and military sectors. And today we're accelerating the pace of global innovation even further, forging developments in hand soldering, convection rework, fume extraction, and fluid dispensing.

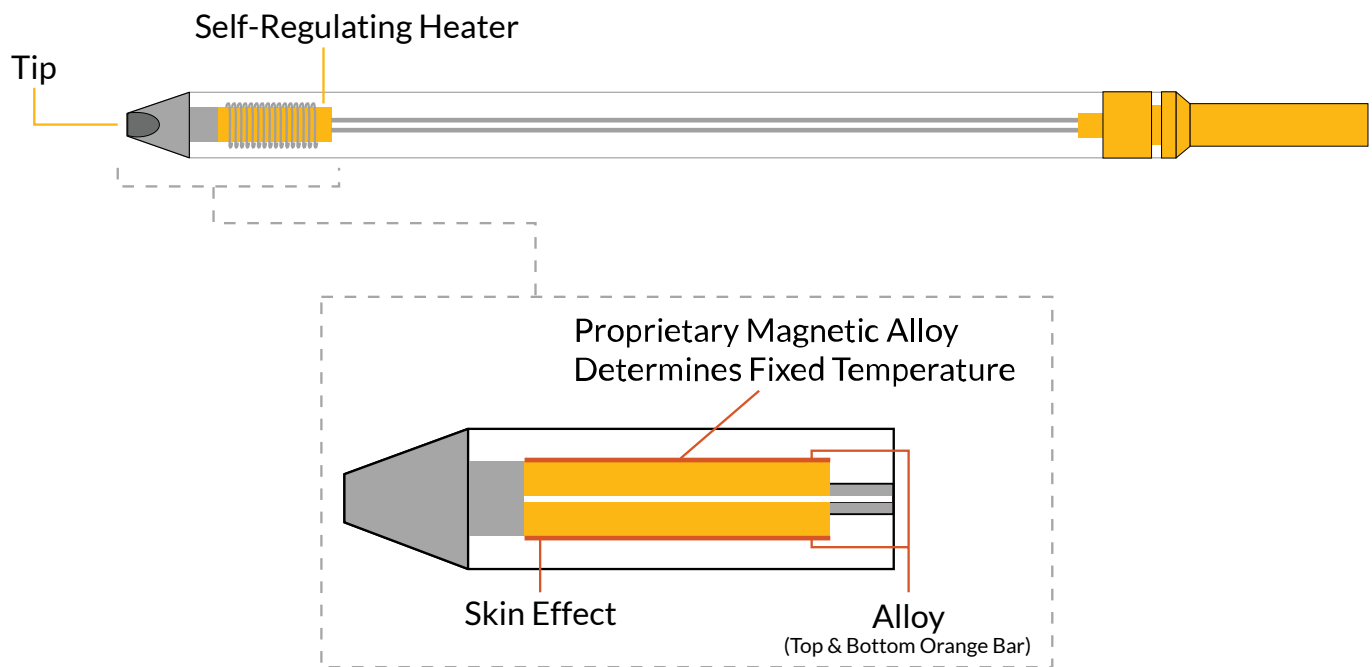
Looking to the future, Metcal's industrial ingenuity, and its enduring passion for problem solving, will continue to drive the evolution of the benchtop.

We're Metcal, an OK International company.

www.metcal.com

What is Metcal SmartHeat® Technology?

The temperature of a Metcal SmartHeat® cartridge is fixed at the molecular level, to ensure no overheating and maximized process control.



Metcal SmartHeat® cartridges are a proprietary design consisting of a non-heating copper core and an outer heating layer of specially engineered magnetic alloy. The composition of the alloy predetermines the tip temperature.

Metcal SmartHeat®

- Removes temperature variability with self-regulating tip
- Ensures there is no temperature overshoot
- Removes risk of operator changing the temperature
- Guarantees soldering temperatures are within engineering specs
- Significantly reduces risk of poor solder joints

Advantages of SmartHeat® Fixed Temperature

- Improves process control
- Temperature repeatability
- NO CALIBRATION. EVER.
- Extremely fast time-to-temperature and temperature recovery

Learn how SmartHeat® works at metcal.com/smartheat

Hand Soldering, Desoldering, & Rework Systems

Ultimate Performance Through Inductive Technology

Metcal soldering systems use powerful, reliable inductive heating technology, achieving faster time-to-temperature, shorter dwell times, and faster thermal recovery than comparable resistive heating systems. What does this mean for the user? Fast, efficient soldering, even on difficult high thermal mass applications.



Metcal SmartHeat®

Technology maintains the exact temperature needed for each solder joint and responds by delivering the precise amount of thermal energy required to create a reliable connection.

Connection Validation™ (CV)

Technology evaluates the quality of each solder joint by calculating the intermetallic compound (IMC) formation. Closed-loop feedback is provided to the operator via the LED-equipped handpiece. CV technology marks a significant advancement in hand soldering process control.

GT Series: Best-in-Class Adjustable Temperature Soldering Systems

The GT Series is the culmination of over 35 years of work developing and refining hand soldering solutions. The GT90 & GT120 soldering systems are powered by induction, achieving the performance and versatility the industry requires, with the flexibility and control of adjustable temperature.



GT90 & GT120

Best-in-Class Adjustable Temperature Soldering Systems



Metcal's first adjustable soldering stations are high-performance single-iron units with replaceable tip and cartridge options. (See pages 6-9)

MX-5200 & MX-500

Soldering & Rework Systems



The MX Soldering and Rework Systems have set the industry standard for decades. These workhorse systems use SmartHeat® technology and offer the longest warranty in the industry. (See pages 16-19)

CV-5210 & CV-510

Connection Validation™ Soldering Systems



Metcal offers two unique Connection Validation™ Soldering Systems featuring patented Connection Validation™ IMC formation technology, and SmartHeat® power-on-demand. (See pages 10-12)

MFR Series

Multi-Function Rework Systems



The MFR Series offers dual or single-output capability in a compact package. These versatile systems can be used with a variety of soldering and desoldering handpieces for most applications. (See pages 35-38)

PS-900

Production Soldering System



The PS-900 provides power and exceptional SmartHeat® thermal control in a small benchtop footprint. This durable station is perfect on the production line. (See page 39)

GT90 & GT120 Soldering Systems

GT90 and GT120 are ultra-high performance adjustable-temperature soldering systems powered by inductive heating and controlled with an advanced closed-loop algorithm. The inductive process allows heat to transfer efficiently to the tip and allows the system to react faster than typical resistive systems.



Key Features & Benefits

Higher Performance

allows for improved productivity

Replaceable Tips and Improved Tip Life

to reduce operational costs

Intuitive User Interface

for easy settings changes and adjustments to the system

USB Port

to power accessories (mobile phone, fan, light) and to upgrade firmware

Specifications	GT90	GT120
Soldering Temperature Range	150 to 450°C 302 - 842°F	
Input Line Voltage	100 - 240 VAC (120 VAC for U.S.) grounded circuit, universal input	
Input Frequency	50/60 Hz	
Channels	Single Port	
Power Input	90 W	120 W
Dimensions - Soldering Station (W x D x H)	11.0 x 12.5 x 16 cm 4.3 x 4.9 x 6.1 in	
Weight - Soldering Station w/ Power Adapter	1.68 kg 3.7 lb	
Display	2.5"/51 mm monochrome LCD Display	
Controls	4 tactile buttons	
Communications	1 x USB A	
Standby Timer	10 - 480 seconds	
Sleep Timer	1 - 100 minutes	
Free Range Tip Temperature Adjustment	Yes	
Tip Temperature Presets	3	
Firmware Upgrade	Via USB port with memory stick	
Tip-to-Ground Potential	< 2 mV	
Tip-to-Ground Resistance	< 2 ff	
Tip Temperature Accuracy	Meets or exceeds IPC J-STD-001	
Idle Temperature Stability	31.1°C (2.0°F) in still air	
Power Station Warranty	1 Year	2 Years
Certifications	CE, TUV	
Handpiece		
Handpiece connector	8-pin circular DIN	
Handpiece cord length	1.5 m (5'), burn proof, ESD safe	

GT-WS Workstand

For T4/T6 Handpieces



Stand can store up to 8 tips and cartridges, has a splash guard, and includes a brass wool sponge.

GT Handpiece, Cartridges & Tips Configurations

Two GT Series handpieces are offered with lower-cost consumable tips that meet or exceed the performance of other competitive tips and cartridges.

GT-HP-T4 Slim Handpiece w/ Heater Cartridge & Replaceable Tips

For GT90 Series Systems

GT-HP-T4
Slim Hand-Piece



GT-HC-T4
T4 Heater Cartridge



GT4-xxxxx
T4 Family of Tips



GT-RT-T4
T4 Retainer



GT-HP-T6 Standard Handpiece w/ Heater Cartridge & Replaceable Tips

For GT120 Series Systems

GT-HP-T6C
Standard Hand-Piece



GT-HC-T6
T6 Heater Cartridge



GT6-xxxxx
T6 Family of Tips



GT-RT-T6
T6 Retainer



GT120 users also have the option of using the GT-HP-T6 handpiece with standard GTC Series cartridge tips (page 8).

GT-HP-T6 Standard Handpiece w/ Tip Cartridge

For GT120 Series Systems

GT-HP-T6C
Standard Hand-Piece



GT-RT-C
Cartridge Retainer



GTC-xxxx
Standard Cartridge

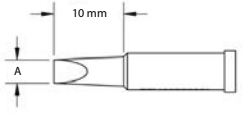
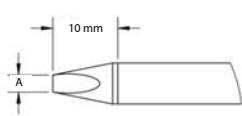
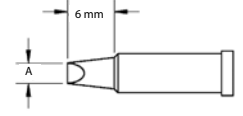
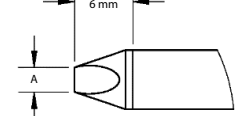
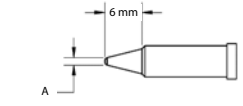
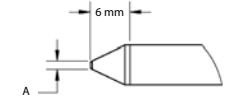
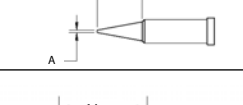
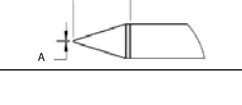
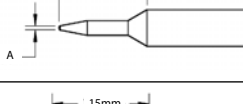
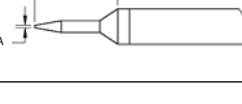
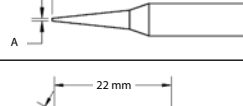
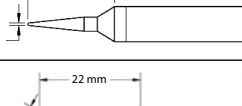
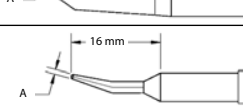
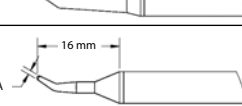
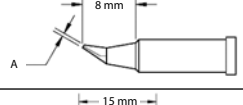
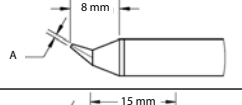
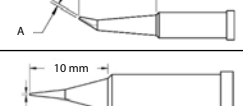
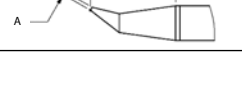





* Included with the handpiece

** Included with GT Systems

Part Number	GT90
GT90	GT90 Power Station (only)
GT90-HP-T4	GT90 System with T4 Handpiece (tips and cartridge sold separately)
GT-HC-T4	T4 Heater Cartridge
GT-HP-T4UF	T4 Handpiece

Part Number	Accessories
GT-YS10	Cleaning Sponge (Pack of 10)
GT-BP10	Cleaning Brass Pad (Pack of 10)
GT-GR-BK	Handpiece Grip Replacement (Pack of 5)
MX-CP1	Tip/Cartridge Removal Pad

Chisels		GT90	GT120		
GT4	GT6/GTC	GT4 - Tip	GT6 - Tip	GTC - Cartridge	Dimension A x Length
		GT4-CH0010S	GT6-CH0010S	GTC-CH0010S	1.0 mm x 10.0 mm
		GT4-CH0014S	GT6-CH0014S	GTC-CH0014S	1.4 mm x 10.0 mm
		GT4-CH0018S	GT6-CH0018S	GTC-CH0018S	1.8 mm x 10.0 mm
		GT4-CH0025S	GT6-CH0025S	GTC-CH0025S	2.5 mm x 10.0 mm
		GT4-CH0032S	GT6-CH0032S	GTC-CH0032S	3.2 mm x 10.0 mm
		GT4-CH0040S	GT6-CH0040S	GTC-CH0040S	4.0 mm x 10.0 mm
			GT6-CH0050S	GTC-CH0050S	5.0 mm x 10.0 mm
			GT6-CH0060S	GTC-CH0060S	6.0 mm x 10.0 mm
		GT4-CH0010P	GT6-CH0010P	GTC-CH0010P	Power, 1.0 mm x 10.0 mm
		GT4-CH0014P	GT6-CH0014P	GTC-CH0014P	Power, 1.4 mm x 10.0 mm
		GT4-CH0018P	GT6-CH0018P	GTC-CH0018P	Power, 1.8 mm x 10.0 mm
		GT4-CH0025P	GT6-CH0025P	GTC-CH0025P	Power, 2.5 mm x 10.0 mm
		GT4-CH0032P	GT6-CH0032P	GTC-CH0032P	Power, 3.2 mm x 10.0 mm
		GT4-CH0040P	GT6-CH0040P	GTC-CH0040P	Power, 4.0 mm x 10.0 mm
			GT6-CH0050P	GTC-CH0050P	Power, 5.0 mm x 10.0 mm
			GT6-CH0060S	GTC-CH0060P	Power, 6.0 mm x 10.0 mm
		GTC-CH0070P	Power, 7.0 mm x 10.0 mm		
Conicals		GT90	GT120		
		GT4-CN0005P	GT6-CN0005P	GTC-CN0005P	Power, (Ø x L) 0.5 mm x 6.0 mm
		GT4-CN0010P	GT6-CN0010P	GTC-CN0010P	Power, (Ø x L) 1.0 mm x 6.0 mm
		GT4-CN0005S	GT6-CN0005S	GTC-CN0005S	(Ø x L) 0.5 mm x 10.0 mm
		GT4-CN0005A	GT6-CN0005A	GTC-CN0005A	Access, (Ø x L) 0.5 mm x 14.0 mm
		GT4-CN0010A	GT6-CN0010A	GTC-CN0010A	Access, (Ø x L) 1.0 mm x 14.0 mm
		GT4-CN1502A	GT6-CN1502A	GTC-CN1502A	Sharp, (Ø x L) 0.2 mm x 15.0 mm
		GT4-CN1505A	GT6-CN1505A	GTC-CN1505A	Sharp, (Ø x L) 0.5 mm x 15.0 mm
		GT4-CN2213R	GT6-CN2213R	GTC-CN2213R	Bent, Reach, (Ø x L) 1.3 mm x 22.0 mm
		GT4-CN1608R	GT6-CN1608R	GTC-CN1608R	Bent, Access, (Ø x L) 0.8 mm x 16.0 mm
		GT4-CN0002R	GT6-CN0002R	GTC-CN0002R	Bent, (Ø x L) 0.2 mm x 8.0 mm
		GT4-CN0004R	GT6-CN0004R	GTC-CN0004R	Bent, (Ø x L) 0.4 mm x 8.0 mm
		GT4-CN1505R	GT6-CN1505R	GTC-CN1505R	Bent, Reach (Ø x L) 0.5 mm x 15.0 mm
		GT4-CN0002S	--	--	Sharp (Ø x L) 0.2 mm x 10.0 mm

For our complete selection of tips & cartridges, visit www.metcal.com

Hand Soldering, Desoldering, & Rework

GT Tips & Cartridges



Knife		GT90		GT120	
GT4	GT6/GTC	GT4 - Tip	GT6 - Tip	GTC - Cartridge	Dimension A x Length
		GT4-KN0025S	GT6-KN0025S	GTC-KN0025S	2.5 mm x 16.0 mm, 45°
		GT4-KN0040S	--	--	4.0 mm x 16.0 mm, 45°
		--	GT6-KN0050S	GTC-KN0050S	5.0 mm x 16.0 mm, 45°
		GT4-KN0025P	GT4-KN0025P	GTC-KN0025P	Power, 2.5 mm x 13.0 mm, 45°
		GT4-KN0040P	--	--	Power, 4.0 mm x 13.0 mm, 45°
		--	GT4-KN0050P	GTC-KN0050P	Power, 5.0 mm x 13.0 mm, 45°
		--	--	GTC-KN0080P	Power, 5.0 mm x 13.0 mm, 45°
		GT4-KN0040PP	--	--	Xtra Power, 4.0 mm x 13.0 mm, 45°
		--	GT6-KN0050PP	GTC-KN0050PP	Xtra Power, 5.0 mm x 13.0 mm, 45°
		--	--	GTC-KN0080PP	Xtra Power, 8.0 mm x 13.0 mm, 45°
Hoof		GT90		GT120	
		GT4-HF6010S	GT6-HF6010S	GTC-HF6010S	(Bevel/L) 60° x 2.0, (Ø x L) 1.0 mm x 16.0 mm
		GT4-HF6015S	GT6-HF6015S	GTC-HF6015S	(Bevel/L) 60° x 3.0, (Ø x L) 1.5 mm x 16.0 mm
		GT4-HF6020S	GT6-HF6020S	GTC-HF6020S	(Bevel/L) 60° x 4.0, (Ø x L) 2.0 mm x 16.0 mm
		GT4-HF6030S	GT6-HF6030S	GTC-HF6030S	(Bevel/L) 60° x 6.0, (Ø x L) 3.0 mm x 16.0 mm
		--	GT6-HF6040S	GTC-HF6040S	(Bevel/L) 60° x 8.0, (Ø x L) 4.0 mm x 16.0 mm
		GT4-HF6010V	GT6-HF6010V	GTC-HF6010V	Concave, (Bevel/L) 60° x 2.1 mm (Ø x L) 1.0 mm x 12.0 mm
		GT4-HF6015V	GT6-HF6015V	GTC-HF6015V	Concave, (Bevel/L) 60° x 3.1 mm (Ø x L) 1.5 mm x 12.0 mm
		GT4-HF6020V	GT6-HF6020V	GTC-HF6020V	Concave, (Bevel/L) 60° x 4.1 mm (Ø x L) 2.0 mm x 12.0 mm
		GT4-HF6030V	GT6-HF6030V	GTC-HF6030V	Concave, (Bevel/L) 60° x 6.1 mm (Ø x L) 3.0 mm x 12.0 mm
		GT4-HF3025V	GT6-HF3025V	GTC-HF3025V	Bent 30°, (Bevel/L) 30° x 3.0 mm (Ø x L) 2.5 mm x 16.0 mm
		GT4-HF4521S	--	--	(Bevel/L) 45° x 2.5, (Ø x L) 2.1 mm x 12.0 mm
		GT4-HF4532S	--	--	(Bevel/L) 45° x 4.0, (Ø x L) 3.2 mm x 12.0 mm

For our complete selection of tips & cartridges, visit www.metcal.com

CV-5210 & CV-510

Connection Validation™ (CV) Series Systems

The intermetallic compound (IMC) thickness is critical in the formation of a solder joint. Connection Validation™ (CV) evaluates the quality of the solder joint by calculating the IMC formation and provides closed-loop feedback to the operator.

Metcalf offers two unique CV Soldering Systems. The CV-5200 Series features the patented Connection Validation™ IMC formation technology along with SmartHeat® power-on-demand technology. A 2.8"/7 cm color touchscreen with bold graphics makes programming easy. The integrated net-power meter gives a visual representation of the power-on-demand technology.

The CV-500 Series packs all the Connection Validation™ technology into a compact, economical housing. It is also ideal for SMD touch-up and small component rework using the UltraFine handpiece and UltraFine tweezer handpiece (each sold separately).

CV System Configurations

Part Number	Description
CV-5210	CV-PS5200 Power Supply, CV-H1-AV Advanced Handpiece, CV-W1AV Tip Saver™ Workstand, CV-CP1 Cartridge Removal Pad
CV-5210-IOT	CV-5210, CV-IOT Gateway Module (see page 13)
CV-PS5200	80-Watt Connection Validation™ (CV) Power Supply
CV-510	CV-PS500 Power Supply, CV-H1-AV Advanced Handpiece, CV-W1AV Tip Saver™ Workstand, CV-CP1 Cartridge Removal Pad
CV-PS500	40-Watt Connection Validation™ (CV) Power Supply
Both Systems include	
CV-H1-AV	Advanced handpiece for CV with LED light
CV-W1AV	Tip Saver™ Workstand
CV-CP1	Cartridge Removal Pad

Technical Specifications	CV-PS5200	CV-PS500
Input Line Voltage	100 - 240 VAC, grounded circuit, 50/60 Hz	
Rated Power Consumption	125 W	85 W
Output Power	Variable, 80 W max.*	Variable, 40 W max.*
Output Frequency	13.56 MHz	
Heating Method	Induction, SmartHeat®	
Display	2.8"/7 cm Color TFT Touch Display	
Connections	2 connectors, single mode 80 Watt. Dual mode power is shared dynamically	Dual port, switchable
Power Supply Dim. W x D x H	4.7 x 5.1 x 9.2 inch (121 x 130 x 235 mm)	4.7 x 4.7 x 8.7 inch (121 x 121 x 220 mm)
Power Supply Weight	7.4 lbs (3.35 kg)	5.8 lbs (2.65 kg)
Certification / Marking	cTUVus, CE	
Tip-to-Ground Potential	< 2 mV	
Tip-to-Ground Resistance	< 2 Ohm	
Idle Temperature Stability	1.1°C (2°F) in still air	
Tip Temperature Accuracy	Meets or exceeds IPC J-STD-001 Standard	
Communication / Firmware upgrade	Via USB port and appropriate software with compatible computer and cables.	
Surface Resistivity	10 ⁵ - 10 ⁹ Ohm, ESD safe	
Ground Detection	Permanent	
Warranty	5 Years	4 Years

*RF SmartHeat® Technology provides greater power.



LED-equipped handpiece signals to operator when a good solder joint is formed.



Tip temperature displayed on large color screen.

Key Features & Benefits

- SmartHeat® Power-on-Demand Technology
- Patented Connection Validation™ IMC Formation Technology
- 2.8" color touchscreen with bold graphics
- Communications Port for process traceability data and firmware upgrades
- Integrated Net-Power Meter and power graph with optional precise tip temperature display
- Patented Chip-in-Cartridge technology
 - Offers closed-loop bi-directional communication
 - Stores and records cartridge attributes
 - Provides traceability information
 - Protects power supply from non-conforming cartridges
 - Is backwards-compatible with MX Series power supplies
- Password protection
- Wide variety of cartridges available
- Power supply protected by 4-year (CV-500) and 5-year (CV-5200) warranties, the longest in the industry

Connection Validation™ Handpieces and Upgrade Kits

Metcal offers several different handpieces and upgrade kits for the Connection Validation™ Soldering System (including the new MicroFine handpiece and tweezers, page 14).

Advanced Handpiece

The Advanced Handpiece for Connection Validation™ incorporates an LED light ring that removes the risk associated with determining a good solder joint. It complements the skill of the operator to judge the quality of a solder joint.



- Compatible with CVC and SMC cartridges. Available in 500, 600, 700, 800, and 900 series temperatures. See pages 22-24, 27-28 for popular cartridges

Part Number	Description
CV-H1-AV	Advanced Handpiece for CV with LED Light
CV-UK1	Upgrade Kit, Advanced Handpiece and Workstand

UltraFine Handpiece & UltraFine Tweezer Handpiece

Metcal's UltraFine handpieces add a specialty tool for soldering and rework of very small components, restricted access, or high-density component packaging on a PCB.



- Improved temperature control: Metcal's SmartHeat® means lower risk of overshooting delicate components
- Designed for use under a microscope
- The UltraFine handpiece is compatible with 600 and 700 series temperature UFC cartridges
- The UltraFine Tweezer handpiece is compatible with 600 and 700 series temperature UFT cartridges

See page 29-30 for popular cartridges

Part Number	Description
CV-H2-UF	UltraFine Handpiece for CV System
CV-UK2	Upgrade Kit: UltraFine Handpiece and Workstand
CV-H4-UFT	UltraFine Tweezer Handpiece for CV System
CV-UK4-UFT	Upgrade Kit: UltraFine Tweezer Handpiece and Workstand

Precision Tweezer Handpiece

Transform Connection Validation™ Soldering Systems into a rework system for applications requiring the removal of surface mount components from 1 x 1 mm on up.



- Adjustable tip alignment for both height and rotation ensures coplanarity of the tip cartridges
- Dual-position pitch-switch enables adjustment of pincer-action, adjusting to the component width, improving operator ergonomics
- Quick-change tip cartridges with keyway to prevent misalignment
- For use with PTC Tweezer Cartridges

See page 31 for popular cartridges

Part Number	Description
CV-H4-PTZ	Precision Tweezer Handpiece for CV System
CV-UK4	Upgrade Kit, Tweezer Handpiece and Workstand

Desolder Handpiece

Transform the Connection Validation™ Soldering Systems into a rework system for applications requiring the removal of solder such as through-hole components.



- Designed for plated through-hole component desoldering
- The handpiece requires shop air for operation
- Compatible with DSC cartridges available in 700, 800, and 900 series temperatures

See page 32 for popular cartridges

Part Number	Description
CV-H5-DS	Desolder Handpiece for CV System with Air line Kit and Accessories
CV-H5-DSHP	Desolder Handpiece only
CV-UK5	Upgrade Kit: Desolder Handpiece and Workstand

High Thermal Demand Handpiece

Metcal's High Thermal Demand handpieces and tips transform the CV-5200 Soldering System into a powerhouse. Metcal's HTD solution provides a boost in performance by more effectively delivering thermal energy to the most demanding loads.



- Compatible with HCV cartridges available in 700, 800, and 900 series temperatures
- Not recommended for use with CV-500 systems

See page 25-26 for popular cartridges

Part Number	Description
CV-H6-HTD	High Thermal Demand Handpiece for CV System
CV-UK6	Upgrade Kit: High Thermal Demand Handpiece and Workstand

Speed. Control. Convenience.

Solder Wire Feeder System

Speed up your soldering process & increase your line efficiency.

Metcal's USF-1000 Solder Wire Feeder System adds control and convenience to your soldering process. The digital controls, high performance, and ability to handle multiple solder wire diameters provide repeatability and functionality to your process.

The Solder Wire Feeder pairs with Metcal's SmartHeat® CV-5200, CV-500, MX-5200 and MX-500 Soldering and Rework Systems (see page 19 for MX-compatible options)



CV Solder Wire Feeder Handpieces

Two handpieces are available for CV: CV-H7-AV for standard soldering applications, and CV-H7-HTD for High Thermal Demand applications.

Key Features & Benefits

- Compatible with solder diameters from 0.3 mm to 1.27 mm
- Compatible with CVC and SMC Series cartridges for standard applications and HCV Series cartridges for high thermal demand applications. Available in 700, 800, and 900 series temperatures.

Part No.	Description
CV-H7-AV	Advanced Solder Wire Feeder Handpiece for CV Soldering Systems
CV-H7-HTD	High Thermal Demand Solder Wire Feeder Handpiece for CV Soldering Systems
USF-1000	Solder Wire Feeder Main Unit w/ AC/DC Power Adapter
CV-UK7	Upgrade Kit: CV-H7-AV Handpiece, USF-1000, WS1 Workstand, Foot Pedal, Feeder Tube Assembly, Guide Tube with Teflon™ Nozzle (for 0.56 - 0.71 mm wire. Other diameters sold separately)
CV-UK7-HTD	Upgrade Kit: CV-H7-HTD High Thermal Demand Handpiece, USF-1000, WS1 Workstand, Foot Pedal, Feeder Tube Assembly, Guide Tube with Teflon™ Nozzle (for 0.56 - 0.71 mm wire. Other diameters sold separately)

See page 21 for additional accessories and spare parts.

*CV-H7-HTD is not recommended for use with CV-500 Systems



CV-H7-AV



CV-H7-HTD

The Next Generation of Connection Validation™ is Here



The latest CV firmware update brings new and improved CV modes, cartridge optimization capabilities, enhanced traceability, improved solder joint reliability, and more.



Production Mode (PCV)



Timed Mode



Cartridge Optimization



Allowed Cartridge List



Tip Wipe Reminder



Operator Passcodes

Go to metcal.com/software-updates to download today
Batter Fly s.r.l. - Tel. 051 6468377 - info@batterfly.com - www.batterfly.com



The CV-IOT Gateway Module with Connection Validation™ systems enables monitoring and capturing data at every station on your network, for maximum productivity and process control.

Key Features & Benefits

- Capture Soldering Data on every joint made on a connected system, anywhere on your network
- Dynamic and Static Reports generated locally or anywhere in the world
- Intuitive Dashboard enables you to view solder events, tip life, production floor updates, which stations are on/off, ground fault events, and total solder joints by station
- Download detailed data to a CSV file to evaluate and create queries:
 - Identify which tips are being used at each station
 - Track the soldering process through automatic evaluation of each joint, to ensure processes being followed
 - Understand productivity dips and spikes
 - Set up email alerts for cartridge changes and ESD events
 - Add an optional barcode scanner (not included) for board-level traceability
 - Find the root cause of faulty joints faster by analyzing data never before available
 - Analyze valuable metrics on the processes at the bench. Drill down to the board level

Part No.	Description
CV-IOT	CV-IOT Gateway module, cables, splitter, charger, Intro Guide with software link
CV-5210-IOT	CV-5210 Soldering System + CV-IOT (everything listed above)

CV-IOT Module Specifications	
Dimensions	70 mm x 55 mm
PCB Layer	8-layer
Power Supply	5 V/1 A
Power Consumption	5 V/0.25 A
	UK/EU NORTH AMERICA
Working Temperature	-40°C - 85°C 0°C - 70°C
Target Applications	Industry 4.0 IoT
CPU	MCIMX6
DDR3	256 MB (Support up to 2 GB)
NAND Flash	256 MB (Support 512 MB/1 GB)
Ethernet	1 x 10/100 Mbps
USB	1 x USB Host, 1 x Micro USB Device

SYSTEM REQUIREMENTS:

- Windows 10
- Intel® Core™ i5 CPU or better
- 2 GB of system memory/RAM
- Intel® HD Graphics
- At least 150 GB of storage
- Ethernet 10/100



MicroFine Handpiece & Tweezers for MX and CV Systems

Smaller, Ergonomic Soldering Handpieces and Tweezers For Work Under the Microscope



For work under the microscope, operators need tools that are light, well balanced, small, and powerful. Now you can leverage the power and repeatability of your existing MX and CV soldering systems under the microscope like never before with Metcal MicroFine.

- Compatible with all MX and CV Soldering Systems
- MicroFine cartridges in a wide range of geometries, down to 0.1 mm
- SmartHeat® Technology allows for high-performance soldering
- Hands-free cartridge insertion and removal
- Hands-free tweezer tip alignment
- Ideal for working with micro-components down to 01005



MicroFine Handpieces, Kits, & Workstands

MX-UK9	MX MicroFine Handpiece & Workstand
MX-H9-MFH	MX MicroFine Soldering Handpiece
CV-UK9	CV MicroFine Handpiece & Workstand
CV-H9-MFH	CV MicroFine Soldering Handpiece
MFH-WS9	MicroFine Handpiece Workstand

MicroFine Tweezers, Kits, & Workstands

MX-UK10	MX MicroFine Tweezer & Workstand
MX-H10-MFT	MX MicroFine Soldering Tweezer
CV-UK10	CV MicroFine Tweezer & Workstand
CV-H10-MFT	CV MicroFine Soldering Tweezer
MFT-WS10	MicroFine Tweezer Workstand



MFH-WS9




MFT-WS10

AC-MFCH	Cable Holder for MFH-WS9 & MFT-WS10 MicroFine workstands
---------	--



AC-MFCH



See page 33-34 for compatible cartridges

Upgraded workstands include hands-free tip insertion and removal, hands-free tip alignment (for tweezers), replaceable brass cleaning brush, easy-empty debris collection basin, and adjustable cradle. Available cable holder, compatible with both workstands, sold separately.

15 Tips for Better Tip Care

1. Do not “scrub” the lead. To maximize heat transfer, tin the tip and create a solder bridge.

2. Do not apply excessive pressure when soldering.

3. Do not use pliers to change tip cartridges. Use a Cartridge Removal Pad.

4. Do not drop or bang the tip or cartridges onto hard surfaces.

5. Select the largest tip possible for the lead being soldered. Match the size of the tip to the lead as much as possible.



6. Use the lowest possible temperature when soldering. Low temperatures reduce oxidation.

7. Select lower-activity fluxes when possible. RMA flux is best for maximum tip life.

8. Keep tips tinned when in use and during storage.

9. Turn the system off when not in use.

10. Use only clean, sulfur-free sponges for cleaning tips to prevent tip de-wetting.



11. Ensure sponges are damp, not wet, with deionized water.

12. Do not routinely use tip tinner, as they erode the iron plating which reduces tip life.



13. Use a Tip Cleaner to clean your tips regularly. Use a brass brush and brass pads to clean heavily oxidized tips.

14. When it makes sense, choose a blunter tip over a sharper tip.

15. Remove the cleaning sponge's plug and use the hole to collect the dross away from the sponge surface. Use the sponge slot only after removing the dross, to avoid contamination.



For our complete Metcal Soldering Tips Care Guide, go to metcal.com/soldering-tip-care

The MX-5200 Soldering, Desoldering, & Rework Series

For two users or a single user with dual applications. The MX-5200 can be operated with two handpieces dynamically sharing the 80 watts output power based on demand, adding even more application flexibility and speed.

Fast time-to-recovery. Delivers increased production rates and throughput no matter the application. The challenges of high-mass components, multilayered boards, and lead-free solders are seamlessly tackled by the MX-5200 super-charged power supply.

SmartHeat® process control. The technology built into every Metcal system means soldering and rework are always performed at safe, controlled temperatures. Metcal users know moderate fixed temperatures, where power is varied, provide the best assurance for a well-controlled soldering rework process.

Tip Saver™ Workstand improves Tip Life as well as operator ergonomics. The “Auto-Sleep” function reduces the power to the handpiece when it is placed in the Metcal Tip Saver™ workstand. Reduction in power will substantially decrease tip oxidation, a major cause of reduced tip life.

Ergonomic Handpieces. The aluminium handpieces for soldering and rework provide a cooler, lighter-weight and more comfortable feel for the operator. And, the Metcal UltraFine and MicroFine handpieces feature a new generation of extremely fine-diameter cartridges in slimmer-profiled handles, ideal for work under the microscope.

ESD-safe and features incoming AC ground monitoring circuitry. The AC (mains) ground monitor detects power line ground failure, immediately alerting the operator and shutting down the system. Only after the power line ground has been restored can the MX-5200 be restarted and soldering operations can be resumed.

Built-in power indication meter with digital display and bar graph provides the operator with feedback on the status of the soldering operation. Whether using a large-mass rework tip for QFPs or a fine-point soldering tip, the power indication meter is a valuable resource for making consistent, acceptable solder joints.



MX-5200 System Configurations

Part Number	Power Supply	Handpieces				Tip Saver™ Workstands		
	MX-PS5200	MX-H1-AV*	MX-H2-UF*	MX-PTZ*	MX-DS1*	MX-W1AV*	MX-W4PT*	MX-W5DS*
MX-5210	•	•				•		
MX-5211	•	••				••		
MX-5220	•		•			•		
MX-5241	•	•		•		•	•	
MX-5250	•				•			•
MX-5251	•	•			•	•		•

*See handpiece descriptions on page 18

Metcal's MX-500 Soldering and Rework System

The MX-500 system utilizes SmartHeat® Technology, where each cartridge is equipped with a self-regulating heater which 'senses' its own temperature and closely maintains its preset idle temperature for the life of the heater-tip. The tip temperature is determined by the inherent metallurgical properties of the heater; no external adjustment or equipment is required. The MX-500 features switchable dual port, 40W operation, and advanced features like a Net-Power Meter, programmable PowerSave mode, and Ground Fault Interrupt.



MX-500 System Configuration

Part Number	Power Supply		Handpieces				Tip Saver™ Workstands			
	MX-500P	MX-RM3E*	MX-H1-AV*	MX-H2-UF*	MX-PTZ*	MX-DS1*	WS1*	MX-W1AV*	MX-W4PT*	MX-W5DS*
MX-500S	•	•					•			
MX-500AV	•		•					•		
MX-500UF	•			•				•		
MX-500SPT	•	•			•		•		•	
MX-500DS	•	•				•	•			•

*See handpiece descriptions on page 18

Technical Specifications	MX-PS5200	MX-500P
Input Line Voltage	100 - 240 VAC, grounded circuit, 50/60 Hz	
Rated Power Consumption	125 W	
Output Power	80 W max.*	40 W max.*
Output Frequency	13.56 MHz	
Heating Method	Induction, SmartHeat®	
Display	LCD, 2.5 x .6 inch (64.5 x 14 mm)	
Connections	2 connectors, single mode 80 Watt. Dual mode power is shared dynamically	2 connectors, single mode 40 Watt
Power Supply Dim. W x D x H	4.7 x 5.1 x 9.2 inch (121 x 130 x 235 mm)	4.7 x 4.7 x 8.7 inch (121 x 121 x 220 mm)
Power Supply Weight	7.4 lbs (3.35 kg)	5.8 lbs (2.65 kg)
Certification / Marking	cTUVus, CE	
Tip-to-Ground Potential	< 2 mV	
Tip-to-Ground Resistance	< 2 Ohm	
Idle Temperature Stability	1.1°C (2°F) in still air	
Tip Temperature Accuracy	Meets or exceeds IPC J-STD-001 Standard	
Surface Resistivity	10 ⁵ - 10 ⁹ Ohm, ESD safe	
Ground Detection	Permanent	
Warranty	5 Years	4 Years

*RF SmartHeat® Technology provides greater power.

Key Features & Benefits

- A built in Net-Power Meter displays a graphical and numerical representation of the power applied to the cartridge.
- User Programmable PowerSave Mode: the time to enter PowerSave Mode is adjustable from 10 to 120 minutes.
- Ground Fault Interrupt: AC ground monitor detects power line ground failures and immediately alerts the operator and shuts down the system.
- Universal Power Supply: automatically senses the input line voltage and adjusts accordingly, which allows for worldwide operation without adaptors or a change in performance.
- Full compatibility with existing and previous MX upgrade kits, tip-cartridges, handpieces, and accessories.

MX Series

Handpieces and Upgrade Kits

Metcal offers a variety of handpieces and upgrade kits for the MX Series Soldering and Rework Systems.

Advanced Handpiece

The Advanced MX Handpiece is highly effective for most soldering applications including lead-free and thermally sensitive components requiring low operating temperatures.



- For use with STTC and SMTC Cartridges
- See pages 22-24, 27-28 for cartridge list

Part Number	Description
MX-H1-AV	Advanced Handpiece for MX Systems
MX-W1AV	Tip Saver™ Workstand for Advanced Handpiece
MX-UK1	Upgrade Kit: includes Advanced Handpiece and Workstand

UltraFine Handpiece

The UltraFine Handpiece is a specialty tool for soldering and rework of very small components.



- For use with UFTC Cartridges.
- See page 29 for cartridge list

Part Number	Description
MX-H2-UF	UltraFine Handpiece for MX Systems
MX-W1AV	Tip Saver™ Workstand for UltraFine Handpiece
MX-UK2	Upgrade Kit: includes UltraFine Handpiece and Workstand

MX-RM3E Handpiece

The MX-RM3E is an economical handpiece for use on most common soldering applications.



- For use with STTC and SMTC Cartridges.
- See page 22-24, 27-28 for cartridge list

Part Number	Description
MX-RM3E	Economical Handpiece for MX Systems
WS1	Tip Saver™ Workstand for MX-RM3E Handpiece

Precision Tweezer Handpiece

Transform the MX Soldering System into a rework system for applications requiring the removal of surface mount components.



- For use with PTTC Cartridges.
- See page 31 for cartridge list

Part Number	Description
MX-PTZ	Precision Tweezer Handpiece for MX Systems
MX-W4PT	Tip Saver™ Workstand for Precision Tweezer Handpiece
MX-UK4	Upgrade Kit: includes Precision Tweezer Handpiece and Workstand

Desolder Handpiece

The desolder handpiece is great for mixed-technology boards and through-hole desoldering.



- For use with STDC Cartridges.
- See page 32 for popular cartridges

Part Number	Description
MX-DS1	Desolder Handpiece for MX Systems
MX-W5DS	Tip Saver™ Workstand for Desolder Handpiece
MX-UK5	Upgrade Kit: includes Desolder Handpiece and Workstand

High Thermal Demand Handpiece

The High Thermal Demand (HTD) Handpiece transforms your MX-5200 Series power supply into a powerhouse for applications with high thermal loads such as dense boards, without damaging sensitive components.



- For use with HTC Cartridges.
- See page 25-26 for popular cartridges

Part Number	Description
MX-H6-HTD	High Thermal Demand Handpiece for MX Systems
MX-W1AV	Tip Saver™ Workstand for HTD Handpiece
MX-UK6	Upgrade Kit: includes HTD Handpiece and Work-stand

Solder Wire Feeder and MX

Metcal's USF-1000 Solder Wire Feeder System adds control and convenience to your soldering process. The digital controls, high performance, and ability to handle multiple solder wire diameters provide repeatability and functionality to your process.

The Solder Wire Feeder pairs with Metcal's SmartHeat® MX-5200, MX-500, CV-5200, and CV-500 Soldering and Rework Systems (see page 12 for CV-compatible options)



Key Features & Benefits

- **Digital controls with multiple modes of operation:** Forward Feed, Retraction, Delay, and Speed are programmable parameters in either the automatic, forward, or backward mode of operation
- **Large LCD Display:** Displays program parameters and a cycle counter with selectable unit of measure (millimeters or inches)
- **Internal Program Storage:** Stores thirty (30) programs internally, allowing the operator to select the right program for the application
- **Password Protection:** Prevents unintended changes to stored programs
- **Multiple Solder Diameters:** Compatible with solder diameters of 0.3 mm
- **Solder Feed Blades:** Reduces the tendency for solder balls to form at point of use
- **Solder Spool Lock:** Secures the solder spool to the unit
- **Universal Power Supply:** Automatically senses the input line voltage and adjusts accordingly, which allows for worldwide operation without adaptors or a change in performance

Part Number	Description
MX-H7-SF	Solder Wire Feeder Handpiece for MX Soldering Systems
USF-1000	Solder Wire Feeder Main Unit w/ AC/DC Power Adapter
MX-UK7	Upgrade Kit: MX-H7-SF Handpiece, USF-1000, WS1 Workstand, Foot Pedal, Feeder Tube Assembly, Guide Tube with Teflon™ Nozzle (for 0.56 - 0.71 mm wire. Other diameters sold separately)
MX-5270	MX-PS5200 Soldering System Power Supply + MX-UK7 Upgrade Kit
MX-570	MX-PS500 Soldering System Power Supply + MX-UK7 Upgrade Kit

See page 21 for additional accessories and spare parts.

Solder Tip Cleaner

Solder tips represent a significant part of the cost of ownership for a solder station.

Oxidation on the tip degrades performance by creating a barrier that decreases the thermal transfer of heat to the solder joint. This barrier slows performance and, if not corrected, will damage the tip. Proper tip care is essential to maximize the life of the tip.

Metcal's Solder Tip Cleaner removes oxidation and extends the life of the solder tip. By placing the tip into the opening, the tip cleaner senses the tip and automatically activates, saving the operator time. A splashguard prevents debris from escaping the collection area.



Key Features & Benefits

- **Contactless Activation**
- **Compact Footprint:** Surface area on the bench top is at a premium. This unit doesn't disappoint, taking up minimal space.
- **Replaceable Brush System:** Allows for easy replacement of the solder brush, providing for a long useful life for the system.
- **Universal Power Supply:** Simple plug and play
- **ESD-Safe**
- **Quiet Operation**

Part Number	Description
AC-STC	Solder Tip Cleaner
AC-STC-BBRUSH	Replacement Brushes (pair)
AC-STC-GUARD	Rubber Splash Guard
AC-STC-TRAY	Replacement Tray

Specification information on website.

CV-5200/500 & MX-5200/500 Series

Soldering, Desoldering & Rework Accessories

A range of handpieces & accessories to meet your every application need.

Metcal offers a complete line of handpieces (standard, advanced, UltraFine, tweezer, desoldering, and high thermal demand), workstands, cradles, wire feeders, brass pads & sponges, and upgrade kits for CV and MX systems. Whether you solder tiny components under a microscope, or desolder high thermal mass PCBAs, these are the products that turn your MX or CV system into a versatile workhorse.



CV Handpieces and Accessories

CV-H1-AV		Advanced Handpiece for CV Systems with LED
CV-H2-UF		UltraFine Handpiece for CV Systems
CV-H4-PTZ		Precision Tweezer Handpiece for CV Systems
CV-H4-UFT		UltraFine Tweezer Handpiece for CV Systems
CV-H5-DS	3	Desoldering Handpiece for CV Systems with Cord and Airline Kit
CV-H5-DSHP		Desolder Handpiece Only
CV-RM8E		Desoldering Handpiece Cord for CV-H5-DS
CV-H6-HTD		High Thermal Demand Handpiece for CV Systems
CV-H7-AV		Advanced Solder Wire Feeder Handpiece for CV Systems
CV-H7-HTD		High Thermal Demand Solder Wire Feeder Handpiece for CV Systems
CV-H9-MFH	6	MicroFine Soldering Handpiece for CV Systems
CV-H10-MFT	7	MicroFine Tweezer Handpiece for CV Systems

CV Workstands

CV-W1AV		Standard Workstand for Advanced, UltraFine and High Thermal Demand Handpieces
CV-W4PT		Workstand for UltraFine Tweezer Handpiece
CV-W5DS		Workstand for Desoldering Handpiece
MFH-WS9	8	Workstand for MicroFine Handpieces (CV-H9-MFH & MX-H9-MFH)
MFT-WS10	9	Workstand for MicroFine Tweezers (CV-H10-MFT & MX-H10-MFT)

CV Upgrade Kits

CV-UK1	2	Advanced Handpiece and Tip Saver™ Workstand for CV Systems
CV-UK2		UltraFine Handpiece and Tip Saver™ Workstand for CV Systems
CV-UK4		Precision Tweezer Handpiece and Tip Saver™ Workstand for CV Systems
CV-UK4-UFT	4	UltraFine Tweezer Handpiece and Tip Saver™ Workstand for CV Systems
CV-UK5		Desolder Handpiece and Tip Saver™ Workstand for CV System
CV-UK6	1	High Thermal Demand Handpiece and Tip Saver™ Workstand for CV System
CV-UK7		USF-1000 Solder Wire Feeder, CV-H7-AV SWF Handpiece, WS1 Workstand for CV Systems
CV-UK7-HTD	5	USF-1000 Solder Wire Feeder, CV-H7-HTD SWF Handpiece, WS1 Workstand for CV Systems
CV-UK9		MicroFine Handpiece and Workstand for CV Systems
CV-UK10		MicroFine Tweezer Handpiece and Workstand for CV Systems

CV and MX Accessories for Desoldering Handpieces

CV System	MX System	Description
CV-DAH4	MX-DAH4	ESD Air Hose for Desoldering Handpiece
CV-DAR1	MX-DAR1	Air Regulator and Filter
CV-DCF1	MX-DCF1	Chamber Liners (Pack of 15) and Filters (Pack of 6)
CV-DCF1F	MX-DCF1F	Filters (Pack of 20)
CV-DCF1L	MX-DCF1L	Chamber Liners (Pack of 40)
CV-DLA	MX-DLA	Desolder Gun Latch Adjustment (Pack of 10)
CV-DMK1	MX-DMK1	Desolder Maintenance Kit
CV-DSB	MX-DSB	Swivel Connector
CV-DSL1	MX-DSL1	Seal Chamber
CV-DSL2	MX-DSL2	Seal Cartridge
CV-DVC1	MX-DVC1	Venturi Cartridge
AC-TC		Desolder Tip Cleaner
AC-CB1-P		Desolder Chamber Cleaning Brush (Pack of 25)
AC-CB2-P		Tube Cleaning Brush (Pack of 6)



Hand Soldering, Desoldering, & Rework CV & MX Accessories



MX Handpieces and Accessories

Part Number		Description
MX-H1-AV	1	Advanced Handpiece for MX Systems
MX-H2-UF	2	UltraFine Handpiece for MX Systems
MX-PTZ		Precision Tweezer Handpiece for MX Systems
MX-DS1	13	Desoldering Handpiece for MX Systems
MX-H6-HTD		High Thermal Demand Handpiece for MX Systems
MX-H7-SF		Advanced Solder Wire Feeder Handpiece for MX Systems
MX-H9-MFH		MicroFine Soldering Handpiece for MX Systems
MX-H10-MFT		MicroFine Tweezer Handpiece for MX Systems
MX-HPDC		Dual Cartridge Handpiece for MX Systems
MX-RM3E		Standard Soldering/Rework Handpiece
MX-RM5E		Standard Robotic Cable, 1-Piece, 183 mm
MX-RM6E		Soldering/Rework Handpiece for Long Reach Cartridge Access
MX-RM8E		Desoldering Handpiece Cord for MX-DS1

MX Upgrade Kits

MX-UK1	14	Advanced Handpiece for MX and Workstand
MX-UK2		UltraFine Handpiece for MX and Workstand
MX-UK3		Dual Cartridge Handpiece for MX and Workstand
MX-UK4		Precision Tweezer Handpiece for MX and Workstand
MX-UK5		Desolder Handpiece for MX with Cord, Air Line Kit and Workstand
MX-UK6	6	High Thermal Demand Handpiece and Workstand
MX-UK7	5	USF-1000 Solder Wire Feeder, MX-H7-SF SWF Handpiece, WS1 Workstand for MX Systems
MX-UK9		MicroFine Handpiece for MX and Workstand
MX-UK10		MicroFine Tweezer Handpiece for MX and Workstand

Sleeves and Grips for MX Advanced and UltraFine Handpieces

MX-H1-BSR-5		Sleeve, Black, Advanced Handpiece Grip, Ring Pattern (Qty=5)
MX-H1-BSS-5		Sleeve, Black, Advanced Handpiece Grip, Scallop Pattern (Qty=5)
MX-H1GKG	11	Grip, Advanced Handpiece Knob Pattern, Green
MX-H1GR	12	Grip, Advanced Handpiece, Ring Pattern
MX-H1GS	10	Grip, Advanced Handpiece, Scallop Pattern
MX-H1-GSK-5		Rubber Grip, Knob Green, MX-5000
MX-H2-BSR-5		Sleeve, Black, UltraFine Handpiece Grip, Ring Pattern (Qty=5)
MX-H2-BSS-5		Sleeve, Black, UltraFine Handpiece Grip, Scallop Pattern (Qty=5)
MX-H2GKG		Grip, UltraFine Handpiece Knob Pattern, Green
MX-H2GR		Grip, UltraFine Handpiece Ring Pattern
MX-H2GRS		Grip, UltraFine Handpiece, Ring Black, Extended Reach
MX-H2GS		Grip, UltraFine Handpiece Scallop Pattern
MX-H2-GSK-5		Rubber Grip, UltraFine Handpiece Grip, Knob Green, MX-H2-UF

MX Workstands


MX-W1AV	3	Workstand for Advanced, UltraFine and High Thermal Demand Handpieces
MX-W1CR		Cradle for Advanced Workstand
MX-W4PT	4	Workstand for Tweezer Handpiece
MX-W4CR		Cradle for Tweezer Workstand
MX-W5DS		Workstand for Desolder Handpiece
MX-W5CR		Cradle for Desolder Workstand
MFH-WS9		Workstand for MicroFine Handpieces (MX-H9-MFH & CV-H9-MFH)
MFT-WS10		Workstand for MicroFine Tweezers (MX-H10-MFT & CV-H10-MFT)
MX-WHPDC		Workstand for Dual Cartridge Handpiece
WS1		Workstand for MX-RM3E Handpiece, Sleeper

CV & MX Accessories & Replacement Parts

AC-Y10	7	Yellow Sponge, Pack of 10
AC-YS3-P		Yellow Sponge, Pack of 50
AC-BBP		Brass Brush Replacement Pad for MicroFine Workstands
AC-BP	8	Brass Pad, 18 grams, Pack of 10
AC-MFCH	15	Cable Holder for MFH-WS9 & MFT-WS10 MicroFine workstands
AC-BRUSH-P		Soft Brass Brush, Pack of 6
MX-CP1	9	Cartridge Removal Pad
AC-CK2		Green Lead Free ID Ring for STTC Cartridges (Pack of 50)
AC-TC		Desolder Tip Cleaner
AC-TC-P		Desolder Tip Cleaner (12 Pack)
MX-DAH4		ESD Air Hose, U.S. Standard Fitting
MX-PC1		Power Cord
5100-0073		On/Off Switch replacement

CV and MX Accessories for Solder Wire Feeder System

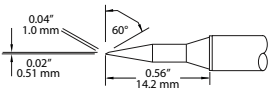
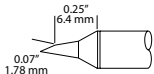
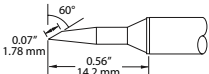
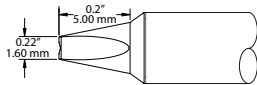
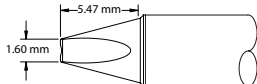
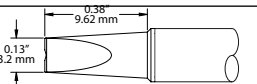
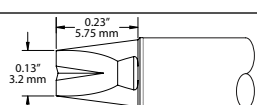
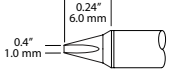
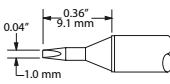
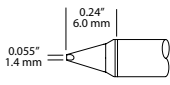
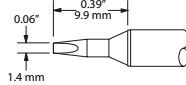
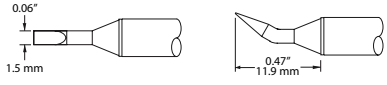
USF-1000		Solder Wire Feeder, Main Unit Only
USF-FTA-12		Feeder Tube Assembly (for 0.56 - 0.71 mm solder wire diameter)
USF-FTA-17		Feeder Tube Assembly (for 0.79 - 1.27 mm solder wire diameter)
USF-GTA-06		Guide Tube and Teflon™ Nozzle, 0.6 mm (Pack of 10)
USF-GTA-12		Guide Tube and Teflon™ Nozzle, 1.2 mm (Pack of 10)
USF-GTA-17		Guide Tube and Teflon™ Nozzle, 1.7 mm (Pack of 10)
USF-TN06		Teflon™ Nozzle for USF-GTA-06 (10 Pack)
USF-TN12		Teflon™ Nozzle for USF-GTA-12 (10 Pack)
USF-TN17		Teflon™ Nozzle for USF-GTA-17 (10 Pack)
7045-9020		Foot Switch for USF-1000 Solder Wire Feeder Unit



Temperature Guide & Tip Specifications CV & MX Series

Max Temperature	CV-Series	MX-Series	Application
575°F/302°C	CVC-5xxx	STTC-5xx	Temperature Sensitive
675°F/357°C	CVC-6xxx	STTC-0xx	
775°F/413°C	CVC-7xxx	STTC-1xx	Most Standard
875°F/468°C	CVC-8xxx	STTC-8xxV1	Ceramic and High Thermal Demand
950°F/510°C	CVC-9xxx	STTC-8xx	
Compatible with:	Systems: MX-500, MX-5000, MX-5200, CV-500, CV-5200 Handpieces: MX-RM3E, MX-RM6E, MX-H1AV, MX-H7-SF, CV-H1-AV, CV-H7-AV	Systems: MX-500, MX-5000, MX-5200 Handpieces: MX-RM3E, MX-RM6E, MX-H1-AV, MX-H7-SF	

Please note the above temperatures are the maximum temperatures of the heater. The idle temperature is dependent on the geometry of the cartridge (up to 15°C lower)

Bevel Cartridges		CV Series	MX Series	
		CVC-5BV6005A	STTC-546	Long Reach, (Bevel/L) 60° x 1 mm, (ø x L) 0.50 mm x 14.2 mm
		CVC-6BV6005A	STTC-046	
		CVC-7BV6005A	STTC-146	
		CVC-8BV6005A		
		CVC-9BV6005A	STTC-846	
		CVC-5BV6018P		(Bevel/L) 60° x 1.78 mm, optimized geometry for best thermal performance (ø x L) 0.89 mm x 6.6 mm
		CVC-6BV6018P		
		CVC-7BV6018P	STTC-147P	
		CVC-8BV6018P		
		CVC-9BV6018P	STTC-847P	
		CVC-5BV6018R	STTC-547	Long Reach, (Bevel/L) 60° x 1.78 mm, (ø x L) 0.89 mm x 14.2 mm
		CVC-6BV6018R	STTC-047	
		CVC-7BV6018R	STTC-147	
		CVC-8BV6018R		
		CVC-9BV6018R	STTC-847	
V-Groove Cartridges		CV Series	MX Series	
		CVC-5VG0016A		V-Groove Chisel, 1.6 mm
		CVC-6VG0016A		
		CVC-7VG0016A		
		CVC-8VG0016A		
		CVC-9VG0016A		
		CVC-5VG0016P		V-Groove Chisel, Power, 1.6 mm
		CVC-6VG0016P		
		CVC-7VG0016P		
		CVC-8VG0016P		
		CVC-9VG0016P		
		CVC-5VG0032A		V-Groove Chisel, 3.2 mm
		CVC-6VG0032A		
		CVC-7VG0032A		
		CVC-8VG0032A		
		CVC-9VG0032A		
		CVC-5VG0032P		V-Groove Chisel, Power 3.2 mm
		CVC-6VG0032P		
		CVC-7VG0032P		
		CVC-8VG0032P		
		CVC-9VG0032P		
Chisel Cartridges		CV Series	MX Series	
		CVC-5CH0010P		Optimized geometry for best thermal performance, (W x L) 1.0 mm x 6.0 mm
		CVC-6CH0010P	STTC-025P	
		CVC-7CH0010P	STTC-125P	
		CVC-8CH0010P	STTC-825PV1	
		CVC-9CH0010P	STTC-825P	
		CVC-5CH0010S	STTC-525	(W x L) 1.0 mm x 9.1 mm
		CVC-6CH0010S	STTC-025	
		CVC-7CH0010S	STTC-125	
		CVC-8CH0010S	STTC-825V1	
		CVC-9CH0010S	STTC-825	
		CVC-5CH0014P		Optimized geometry for best thermal performance, (W x L) 1.4 mm x 6.0 mm
		CVC-6CH0014P		
		CVC-7CH0014P	STTC-138P	
		CVC-8CH0014P	STTC-838PV1	
		CVC-9CH0014P	STTC-838P	
		CVC-5CH0014S	STTC-538	(W x L) 1.4 mm x 9.9 mm
		CVC-6CH0014S	STTC-038	
		CVC-7CH0014S	STTC-138	
		CVC-8CH0014S	STTC-838V1	
		CVC-9CH0014S	STTC-838	
		CVC-5CH0015R	STTC-599	Bent 30°, for work under a microscope, (W x L) 1.5 mm x 11.9 mm
		CVC-6CH0015R	STTC-099	
		CVC-7CH0015R	STTC-199	
		CVC-8CH0015R		
		CVC-9CH0015R	STTC-899	

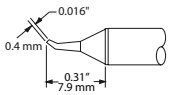
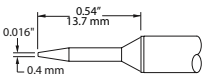
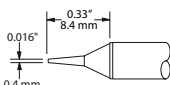
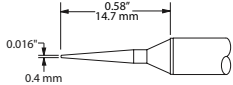
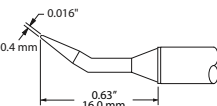
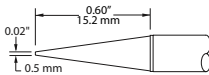
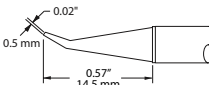
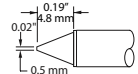
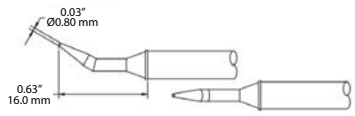
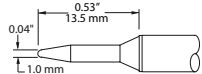
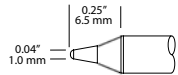
For our complete selection of tips & cartridges, visit www.metcal.com

Hand Soldering, Desoldering, & Rework CVC & STTC Cartridges



Chisel Cartridges	CV Series	MX Series	
	CVC-5CH0018A	STTC-542	Long Reach, Flat, (W x L) 1.78 mm x 16.0 mm
	CVC-6CH0018A	STTC-042	
	CVC-7CH0018A	STTC-142	
	CVC-8CH0018A		
	CVC-9CH0018A	STTC-842	
	CVC-5CH0018S	STTC-537	(W x L) 1.78 mm x 9.9 mm
	CVC-6CH0018S	STTC-037	
	CVC-7CH0018S	STTC-137	
	CVC-8CH0018S	STTC-837V1	
	CVC-9CH0018S	STTC-837	
	CVC-5CH0018P		Optimized geometry for best thermal performance, (W x L) 1.8 mm x 6.0 mm
	CVC-6CH0018P		
	CVC-7CH0018P	STTC-137P	
	CVC-8CH0018P	STTC-837PV1	
	CVC-9CH0018P	STTC-837P	
	CVC-5CH0018R	STTC-598	Bent 30°, for work under a microscope, (W x L) 1.8 mm x 10.0 mm
	CVC-6CH0018R	STTC-098	
	CVC-7CH0018R	STTC-198	
	CVC-8CH0018R		
	CVC-9CH0018R	STTC-898	
	CVC-5CH0025P		Optimized geometry for best thermal performance, (W x L) 2.5 mm x 6.0 mm
	CVC-6CH0025P		
	CVC-7CH0025P	STTC-136P	
	CVC-8CH0025P	STTC-836PV1	
	CVC-9CH0025P	STTC-836P	
	CVC-5CH0025S	STTC-536	(W x L) 2.5 mm x 9.9 mm
	CVC-6CH0025S	STTC-036	
	CVC-7CH0025S	STTC-136	
	CVC-8CH0025S	STTC-836V1	
	CVC-9CH0025S	STTC-836	
	CVC-5CH0030S	STTC-513	Optimized geometry for best thermal performance (W x L) 3.0 mm x 4.8 mm
	CVC-6CH0030S	STTC-013	
	CVC-7CH0030S	STTC-113	
	CVC-8CH0030S		
	CVC-9CH0030S	STTC-813	
	CVC-5CH0050A	STTC-565	Long Reach, (W x L) 5.0 mm x 11.4 mm
	CVC-6CH0050A	STTC-065	
	CVC-7CH0050A	STTC-165	
	CVC-8CH0050A		
	CVC-9CH0050A	STTC-865	
	CVC-5CH0050S	STTC-517	(W x L) 5.0 mm x 7.6 mm
	CVC-6CH0050S	STTC-017	
	CVC-7CH0050S	STTC-117	
	CVC-8CH0050S	STTC-817V1	
	CVC-9CH0050S	STTC-817	
Conical Cartridges	CV Series	MX Series	
	CVC-5CN0003A	STTC-590	Fine, Long Reach, for work in tight spaces, (ø x L) 0.25 mm x 13.2 mm
	CVC-6CN0003A	STTC-090	
	CVC-7CN0003A	STTC-190	
	CVC-8CN0003A		
	CVC-9CN0003A	STTC-890	
	CVC-5CN0004P		Sharp, optimized geometry for best thermal performance, (ø x L) 0.4 mm x 8.5 mm
	CVC-6CN0004P		
	CVC-7CN0004P	STTC-145P	
	CVC-8CN0004P		
	CVC-9CN0004P	STTC-845P	

For our complete selection of tips & cartridges, visit www.metcal.com

Conical Cartridges	CV Series	MX Series	
	CVC-5CN0004R	STTC-526	Sharp, Bent 30°, for work under a microscope, (ø x L) 0.4 mm x 7.9 mm
	CVC-6CN0004R	STTC-026	
	CVC-7CN0004R	STTC-126	
	CVC-8CN0004R	STTC-826V1	
	CVC-9CN0004R	STTC-826	
	CVC-5CN1304A	STTC-506	Sharp, Long Reach, (ø x L) 0.4 mm x 13.7 mm
	CVC-6CN1304A	STTC-006	
	CVC-7CN1304A	STTC-106	
	CVC-8CN1304A		
	CVC-9CN1304A	STTC-806	
	CVC-5CN1404S	STTC-522	Sharp, (ø x L) 0.4 mm x 8.4 mm
	CVC-6CN1404S	STTC-022	
	CVC-7CN1404S	STTC-122	
	CVC-8CN1404S		
	CVC-9CN1404S	STTC-822	
	CVC-5CN1504A	STTC-545	Sharp, Long Reach, (ø x L) 0.4 mm x 14.7 mm
	CVC-6CN1504A	STTC-045	
	CVC-7CN1504A	STTC-145	
	CVC-8CN1504A		
	CVC-9CN1504A	STTC-845	
	CVC-5CN1604R	-	Sharp, Long Reach, Bent 30°, for work under a microscope, (ø x L) 0.4 mm x 16.0 mm
	CVC-6CN1604R		
	CVC-7CN1604R		
	CVC-8CN1604R		
	CVC-9CN1604R		
	CVC-5CN0005A	STTC-543	Sharp, Long Reach, (ø x L) 0.5 mm x 15.2 mm
	CVC-6CN0005A	STTC-043	
	CVC-7CN0005A	STTC-143	
	CVC-8CN0005A		
	CVC-9CN0005A	STTC-843	
	CVC-5CN0005R	STTC-544	Sharp, Long Reach, Bent 30°, for work under a microscope, (ø x L) 0.5 x 14.5 mm
	CVC-6CN0005R	STTC-044	
	CVC-7CN0005R	STTC-144	
	CVC-8CN0005R		
	CVC-9CN0005R	STTC-844	
	CVC-5CN4805S	STTC-516	Blunt, optimized geometry for best thermal performance, (ø x L) 0.5 mm x 4.8 mm
	CVC-6CN4805S	STTC-016	
	CVC-7CN4805S	STTC-116	
	CVC-8CN4805S		
	CVC-9CN4805S	STTC-816	
	CVC-5CN1608R	STTC-540	Sharp, Long Reach, Bent 30°, for work under a microscope, (ø x L) 0.8 mm x 16.0 mm
	CVC-6CN1608R	STTC-040	
	CVC-7CN1608R	STTC-140	
	CVC-8CN1608R	STTC-840V1	
	CVC-9CN1608R	STTC-840	
	CVC-5CN0010A	STTC-501	Long Reach, (ø x L) 1.0 mm x 13.5 mm
	CVC-6CN0010A	STTC-001	
	CVC-7CN0010A	STTC-101	
	CVC-8CN0010A		
	CVC-9CN0010A	STTC-801	
	CVC-5CN0010P		Optimized geometry for best thermal performance, (ø x L) 1.0 mm x 6.5 mm
	CVC-6CN0010P		
	CVC-7CN0010P	STTC-101P	
	CVC-8CN0010P		
	CVC-9CN0010P	STTC-801P	

For our complete selection of tips & cartridges, visit www.metcal.com

Hand Soldering, Desoldering, & Rework

HCV & HTC High Thermal Demand Cartridges



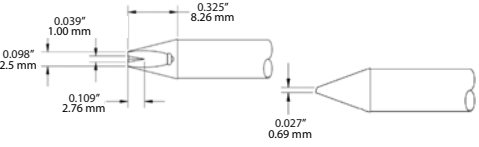
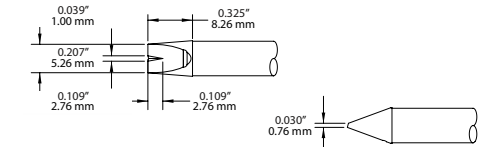
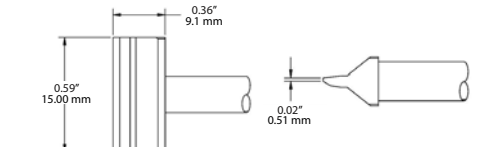
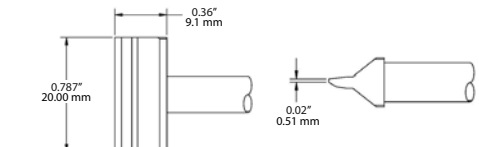
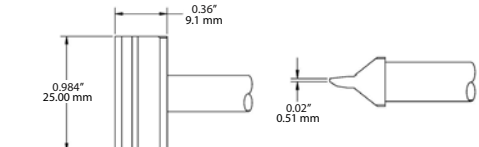
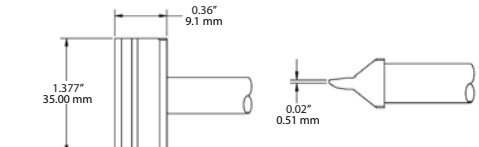
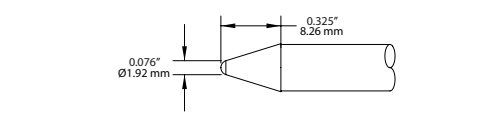
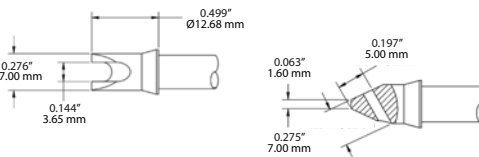
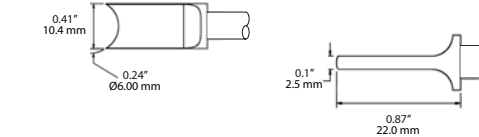
Temperature Guide & Tip Specifications HCV/HTC Series

Max Temperature	CV-Series	MX-Series	Application
775°F/413°C	HCV-7	HTC-7	Most Standard
875°F/468°C	HCV-8	HTC-8	Ceramic and High Thermal Demand
950°F/510°C	HCV-9	HTC-9	
Compatible with:	Systems: MX-5000, MX-5200, CV-5200 Handpieces: MX-H6-HTD, CV-H6-HTD, CV-H7-HTD	Systems: MX-5000, MX-5200 Handpieces: MX-H6-HTD	

Please note the above temperatures are the maximum temperatures of the heater. The idle temperature is dependent on the geometry of the cartridge.

High Thermal Demand - Chisels	CV Series	MX Series	
	HCV-7CH0015S	—	Chisel, (W x L) 1.15 mm x 10.4 mm
	HCV-8CH0015S		
	HCV-9CH0015S		
	HCV-7CH0018S	—	Chisel, (W x L) 1.85 mm x 10.0 mm
	HCV-8CH0018S		
	HCV-9CH0018S		
	HCV-7CH0025S	HTC-7CH0025S	Chisel, (W x L) 2.5 mm x 8.0 mm
	HCV-8CH0025S	HTC-8CH0025S	
	HCV-9CH0025S	HTC-9CH0025S	
	HCV-7CH0035S	—	Chisel, (W x L) 3.5 mm x 10.4 mm
	HCV-8CH0035S		
	HCV-9CH0035S		
	HCV-7CH0053S	HTC-7CH0053S	Chisel, (W x L) 5.3 mm x 8.3 mm
	HCV-8CH0053S	HTC-8CH0053S	
	HCV-9CH0053S	HTC-9CH0053S	
	HCV-7CH0080S	—	Chisel, (W x L) 8.0 mm x 10.8 mm
	HCV-8CH0080S		
	HCV-9CH0080S		
	HCV-7CH0100S	—	Chisel, (W x L) 10.0 mm x 10.8 mm
	HCV-8CH0100S		
	HCV-9CH0100S		

For our complete selection of tips & cartridges, visit www.metcal.com

High Thermal Demand - V Groove Chisels	CV Series	MX Series	
	HCV-7VG0025S	—	V-Groove Chisel for pin soldering, Groove (W x L) 1.0 mm x 2.8 mm, (W x L) 2.5 mm x 8.3 mm
	HCV-8VG0025S		
	HCV-9VG0025S		
	HCV-7VG0053S	HTC-7VG0053S	V-Groove Chisel for pin soldering, Groove (W x L) 1.0 mm x 4 mm, (W x L) 5.3 mm x 8.3 mm
	HCV-8VG0053S	HTC-8VG0053S	
	HCV-9VG0053S	HTC-9VG0053S	
High Thermal Demand - Blades	CV Series	MX Series	
	HCV-7BL0015S	—	Blade, (W x L) 15.0 mm x 9.1 mm
	HCV-8BL0015S		
	HCV-9BL0015S		
	HCV-7BL0020S	—	Blade, (W x L) 20.0 mm x 9.1 mm
	HCV-8BL0020S		
	HCV-9BL0020S		
	HCV-7BL0025S	—	Blade, (W x L) 25.0 mm x 9.1 mm
	HCV-8BL0025S		
	HCV-9BL0025S		
	HCV-7BL0035S	—	Blade, (W x L) 35.0 mm x 9.1 mm
	HCV-8BL0035S		
	HCV-9BL0035S		
High Thermal Demand - Specials	CV Series	MX Series	
	HCV-7CN0020S	HTC-7CN0020S	Conical, (ø x L) 2.0 mm x 8.3 mm
	HCV-8CN0020S	HTC-8CN0020S	
	HCV-9CN0020S	HTC-9CN0020S	
	HCV-7SL0070S	—	Slot, 3.7 mm x 7.0 mm
	HCV-8SL0070S		
	HCV-9SL0070S		
	HCV-7BR0010S	—	Barrel, 2.5 mm x 10.4 mm
	HCV-8BR0010S		
	HCV-9BR0010S		

For our complete selection of tips & cartridges, visit www.metcal.com

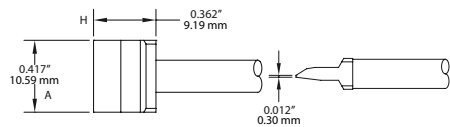
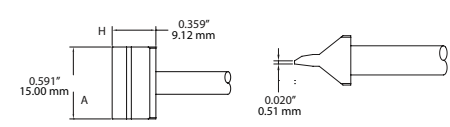
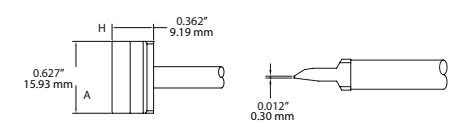
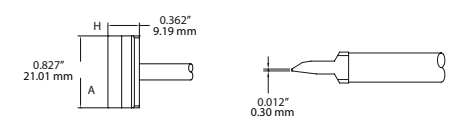
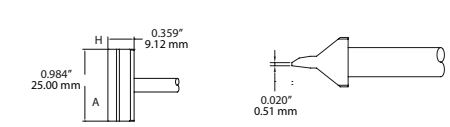
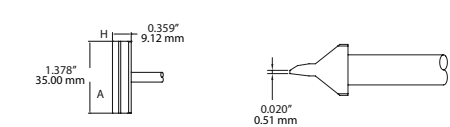
Temperature Guide & Tip Specifications CV/MX Series

Max Temperature	CV-Series	MX-Series	Application
575°F/302°C	SMC-5xxx	SMTC-5xx	Temperature Sensitive
675°F/357°C	SMC-6xxx	SMTC-0xx	
775°F/413°C	SMC-7xxx	SMTC-1xx	
875°F/468°C	SMC-8xxx	SMTC-8xxV1	Ceramic and High Thermal Demand
950°F/510°C	SMC-9xxx	SMTC-8xx	
Compatible with:	Systems: MX-500, MX-5000, MX-5200, CV-500, CV-5200 Handpieces: MX-RM3E, MX-RM6E, CV-HI-AV	Systems: MX-500, MX-5000, MX-5200 Handpieces: MX-RM3E, MX-HI-AV	

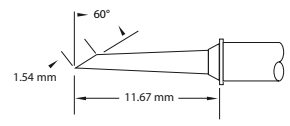
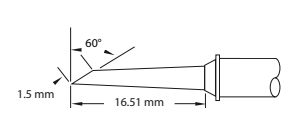
Please note the above temperatures are the maximum temperatures of the heater. The idle temperature is dependent on the geometry of the cartridge (up to 15°C lower)

These tips will provide data via the CV series power supplies, but due to the nature of their application the Connection Validation™ function is not required and therefore not enabled.

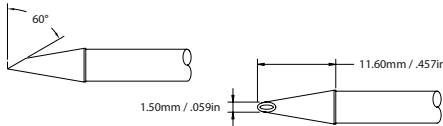
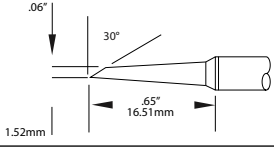
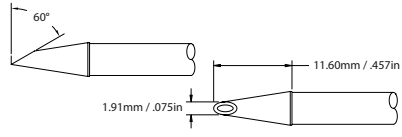
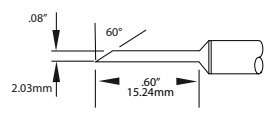
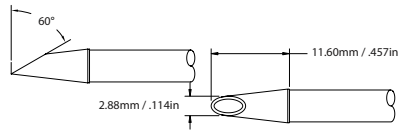
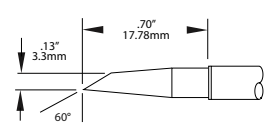
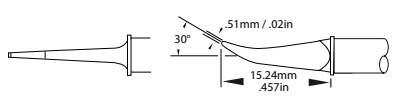
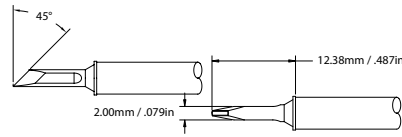
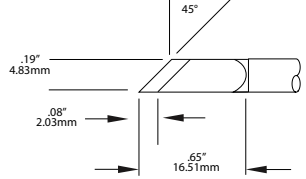
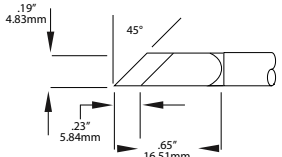
Blades for Rework Applications

	CV Series	MX Series	
	SMC-5BL0010S	SMTC-560	Blade for Pad Clean-Up, A = 10.59 mm H = 9.19 mm
	SMC-6BL0010S	SMTC-060	
	SMC-7BL0010S	SMTC-160	
	SMC-8BL0010S		
	SMC-9BL0010S	SMTC-860	
	SMC-5BL0015H		Blade for Pad Clean-Up, A = 15 mm H = 9.12 mm
	SMC-6BL0015H	SMTC-0BL150	
	SMC-7BL0015H	SMTC-1BL150	
	SMC-8BL0015H		
	SMC-9BL0015H	SMTC-8BL150	
	SMC-5BL0016S	SMTC-561	Blade for Pad Clean-Up, A = 15.93 mm H = 9.19 mm
	SMC-6BL0016S	SMTC-061	
	SMC-7BL0016S	SMTC-161	
	SMC-8BL0016S		
	SMC-9BL0016S	SMTC-861	
	SMC-5BL0022S	SMTC-562	Blade for Pad Clean-Up, A = 21.01 mm H = 9.19 mm
	SMC-6BL0022S	SMTC-062	
	SMC-7BL0022S	SMTC-162	
	SMC-8BL0022S		
	SMC-9BL0022S	SMTC-862	
	SMC-5BL0025H		Blade for Pad Clean-Up, A = 25 mm H = 9.12 mm
	SMC-6BL0025H	SMTC-0BL250	
	SMC-7BL0025H	SMTC-1BL250	
	SMC-8BL0025H		
	SMC-9BL0025H	SMTC-8BL250	
	SMC-5BL0035H		Blade for Pad Clean-Up, A = 35 mm H = 9.12 mm
	SMC-6BL0035H	SMTC-0BL350	
	SMC-7BL0035H	SMTC-1BL350	
	SMC-8BL0035H		
	SMC-9BL0035H	SMTC-8BL350	

Rework Hoof Cartridges

	CV Series	MX Series	
	SMC-5HF6009S	SMTC-5175	Rework Micro Hoof Cartridge – For Drag Soldering SOICs/QFPs, (Bevel/L) 60° x 1.54 mm, (ø x L) 0.77 mm x 11.67 mm
	SMC-6HF6009S	SMTC-0175	
	SMC-7HF6009S	SMTC-1175	
	SMC-8HF6009S		
	SMC-9HF6009S	SMTC-8175	
	SMC-5HF6011S	SMTC-5174	Rework Micro Hoof Cartridge – For Drag Soldering SOICs/QFPs, (Bevel/L) 60° x 1.5 mm, long reach, (ø x L) 0.75 mm x 16.51 mm
	SMC-6HF6011S	SMTC-0174	
	SMC-7HF6011S	SMTC-1174	
	SMC-8HF6011S		
	SMC-9HF6011S	SMTC-8174	

For our complete selection of tips & cartridges, visit www.metcal.com

Rework Hoof Cartridges	CV Series	MX Series	
	SMC-5HF0015V		Rework Hoof Cartridge - For Drag Soldering SOICs/QFPs, (Bevel/L) 60° x 3 mm, (ø x L) 1.5 x 11.6 mm
	SMC-6HF0015V	SMTC-0184	
	SMC-7HF0015V	SMTC-1184	
	SMC-8HF0015V		
	SMC-9HF0015V		
	SMC-5HF6015S		Rework Hoof Cartridge - For Drag Soldering SOICs/QFPs, (Bevel/L) 30° x 1.76 mm, long reach, (ø x L) 1.52 x 16.51 mm
	SMC-6HF6015S	SMTC-0167	
	SMC-7HF6015S	SMTC-1167	
	SMC-8HF6015S		
	SMC-9HF6015S	SMTC-8167	
	SMC-5HF0020V		Rework Concave Hoof Cartridge - For Drag Soldering SOICs/QFPs, (Bevel/L) 60° x 3.82 mm (ø x L) 1.91 x 11.6 mm
	SMC-6HF0020V	SMTC-0185	
	SMC-7HF0020V	SMTC-1185	
	SMC-8HF0020V		
	SMC-9HF0020V		
	SMC-5HF6020S		Rework Hoof Cartridge - For Drag Soldering SOICs/QFPs, (Bevel/L) 60° x 4.06 mm, (ø x L) 2.03 x 15.24 mm
	SMC-6HF6020S	SMTC-0169	
	SMC-7HF6020S	SMTC-1169	
	SMC-8HF6020S		
	SMC-9HF6020S	SMTC-8169	
	SMC-5HF0030V		Rework Concave Hoof Cartridge - For Drag Soldering SOICs/QFPs, (Bevel/L) 60° x 6 mm, (ø x L) 3.0 x 11.6 mm
	SMC-6HF0030V	SMTC-0186	
	SMC-7HF0030V	SMTC-1186	
	SMC-8HF0030V		
	SMC-9HF0030V		
	SMC-5HF6033S	SMTC-5147	Rework Hoof Cartridge - For Drag Soldering SOICs/QFPs, (Bevel/L) 60° x 6.6 mm, long reach, (ø x L) 3.3 x 17.78 mm
	SMC-6HF6033S	SMTC-0147	
	SMC-7HF6033S	SMTC-1147	
	SMC-8HF6033S		
	SMC-9HF6033S	SMTC-8147	
Special Rework Cartridges	CV Series	MX Series	
	SMC-5HK0005S	SMTC-5172	Hook, for fine drag and point-to-point soldering on contacts from J-lead components, Bend 30°, (ø x L) 0.51 x 15.24 mm
	SMC-6HK0005S	SMTC-0172	
	SMC-7HK0005S	SMTC-1172	
	SMC-8HK0005S		
	SMC-9HK0005S	SMTC-8172	
Rework Knife Cartridges	CV Series	MX Series	
	SMC-5KN0025S		Rework Knife Cartridge - For Multi-Lead Soldering of PLCCs/SOJs, 45° angled, tinned area length 2.03 mm (W x L) 2.0 x 12.38 mm
	SMC-6KN0025S	SMTC-0165	
	SMC-7KN0025S	SMTC-1165	
	SMC-8KN0025S		
	SMC-9KN0025S		
	SMC-5KN0048S	SMTC-5161	Rework Knife Cartridge - For Multi-Lead Soldering of PLCCs/SOJs, 45° angled, tinned area length 2.03 mm (W x L) 4.83 x 16.51 mm
	SMC-6KN0048S	SMTC-0161	
	SMC-7KN0048S	SMTC-1161	
	SMC-8KN0048S		
	SMC-9KN0048S		
	SMC-5KN0048W	SMTC-5173	Rework Knife Cartridge - For Multi-Lead Soldering of PLCCs/SOJs, 45° angled, tinned area length 5.84 mm (W x L) 4.83 x 16.51 mm
	SMC-6KN0048W	SMTC-0173	
	SMC-7KN0048W	SMTC-1173	
	SMC-8KN0048W		
	SMC-9KN0048W	SMTC-8173	

For our complete selection of tips & cartridges, visit www.metcal.com

Hand Soldering, Desoldering, & Rework

UFC & UFTC UltraFine Cartridges



Temperature Guide & Tip Specifications UFC/UFTC Series

Max Temperature	CV-Series	MX-Series	Application
675°F/357°C	UFC-6	UFTC-6	Temperature Sensitive
775°F/413°C	UFC-7	UFTC-7	Most Standard
Compatible with:	Systems: CV-500, CV-5200 Handpieces: CV-H2-UF	Systems: MX-500, MX-5000, MX-5200 Handpieces: MX-H2-UF	

Please note the above temperatures are the maximum temperatures of the heater. The idle temperature is dependent on the geometry of the cartridge (up to 15°C lower)

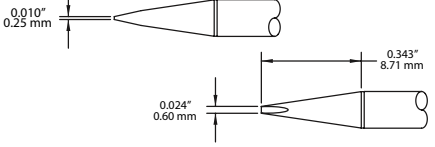
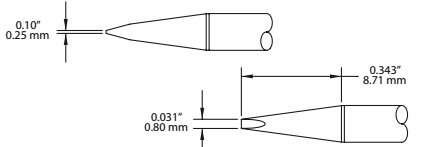
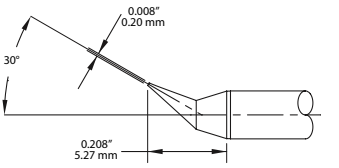
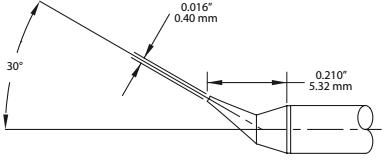
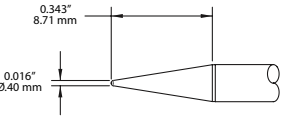
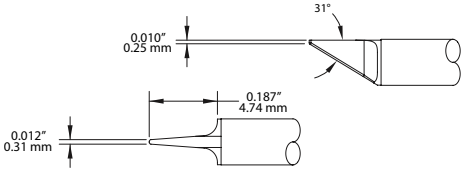
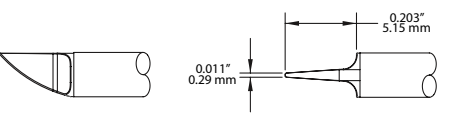
UltraFine Chisel Cartridge	CV Series	MX Series	
	UFC-6CH5106S	UFTC-6CH06	(W x L) 0.6 mm x 5.1 mm
	UFC-7CH5106S	UFTC-7CH06	
	UFC-6CH9006S	UFTC-6CHL06	Long reach, (W x L) 0.6 mm x 9 mm
	UFC-7CH9006S	UFTC-7CHL06	
	UFC-6CH5108S	UFTC-6CH08	(W x L) 0.8 mm x 5.1 mm
	UFC-7CH5108S	UFTC-7CH08	
	UFC-6CH9008S	UFTC-6CHL08	Long reach, (W x L) 0.8 mm x 9 mm
	UFC-7CH9008S	UFTC-7CHL08	
	UFC-6CH5112S	UFTC-6CH12	(W x L) 1.2 mm x 5.1 mm
	UFC-7CH5112S	UFTC-7CH12	
UltraFine Conical Cartridge	CV Series	MX Series	
	UFC-6CN5101S	UFTC-6CN01	(ø x L) 0.13 mm x 5.1 mm
	UFC-7CN5101S	UFTC-7CN01	
	UFC-6CN5102S	UFTC-6CN02	(ø x L) 0.2 mm x 5.1 mm
	UFC-7CN5102S	UFTC-7CN02	
	UFC-6CN5502R	UFTC-6CNB02	Bent 30°, for work under a microscope, (ø x L) 0.2 mm x 5.5 mm
	UFC-7CN5502R	UFTC-7CNB02	
	UFC-6CN5504S	UFTC-6CN04	0.4 mm x 5.1 mm
	UFC-7CN5504S	UFTC-7CN04	
	UFC-6CN5504R	UFTC-6CNB04	Bent 30°, for work under a microscope, 0.4 mm x 5.6 mm
	UFC-7CN5504R	UFTC-7CNB04	
	UFC-6CN8004S	UFTC-6CNL04	For work in tight spaces, long reach, 0.4 mm x 8.0 mm
	UFC-7CN8004S	UFTC-7CNL04	
UltraFine Rework Hoof-Cartridges	CV Series	MX Series	
	UFC-6HF5108S	UFTC-6DRH408	UltraFine Rework Micro Hoof Cartridge - For Drag Soldering SOICs/QFPs, (Bevel/L) 45° x 1.13 mm, (ø x L) 0.8 mm x 5.1 mm
	UFC-7HF5108S	UFTC-7DRH408	
	UFC-6HF5112S	UFTC-6DRH412	UltraFine Rework Micro Hoof Cartridge - For Drag Soldering SOICs/QFPs, (Bevel/L) 45° x 1.71 mm, (ø x L) 1.21 mm x 5.1 mm
	UFC-7HF5112S	UFTC-7DRH412	

For our complete selection of tips & cartridges, visit www.metcal.com

Temperature Guide & Tip Specifications UFT Series

Max Temperature	CV-Series	Application
675°F/357°C	UFT-6	Temperature Sensitive
775°F/413°C	UFT-7	Most Standard
Compatible with:	Systems: CV-500, CV5200 Handpieces: CV-H4-UFT	

Please note the above temperatures are the maximum temperatures of the heater. The idle temperature is dependent on the geometry of the cartridge. These tips will provide data via the CV power supplies, but due to the nature of their application the Connection Validation™ function is not required and therefore not enabled. All tweezer cartridges are sold per pair.

UltraFine Tweezer Cartridge - Chisel		CV Series	
	UFT-6CH9006S	(W x L) 0.6 mm x 8.71 mm, sold per pair	
	UFT-7CH9006S		
	UFT-6CH9008S	(W x L) 0.8 mm x 8.71 mm, sold per pair	
	UFT-7CH9008S		
UltraFine Tweezer Cartridge - Conical		CV Series	
	UFT-6CN5502R	Conical, Bent, for work under a microscope, (ø x L) 0.2 mm x 5.27 mm, sold per pair	
	UFT-7CN5502R		
	UFT-6CN5504R	Conical, Bent, for work under a microscope, (ø x L) 0.4 mm x 5.32 mm, sold per pair	
	UFT-7CN5504R		
	UFT-6CN8004S	Conical (ø x L) 0.4 mm x 8.7 mm, sold per pair	
	UFT-7CN8004S		
UltraFine Tweezer Cartridge - Power Wedge		CV Series	
	UFT-6PW3150S	Power Wedge, two-way use, tip and long side, (ø x L) 0.31 mm x 4.74 mm, sold per pair	
	UFT-7PW3150S		
	UFT-6PW2954C	Power Wedge, two-way use, tip and long side, (ø x L) 0.29 mm x 5.15 mm, sold per pair	
	UFT-7PW2954C		

For our complete selection of tips & cartridges, visit www.metcal.com

Hand Soldering, Desoldering, & Rework

PTC & PTTC Tweezer Cartridges



Temperature Guide & Tip Specifications PTC/PTTC Series

Max Temperature	CV-Series	MX-Series	Application
675°F/357°C	PTC-6	PTTC-6	Temperature Sensitive
775°F/413°C	PTC-7	PTTC-7	Most Standard
875°F/468°C	PTC-8		Ceramic and High Thermal Demand
950°F/510°C	PTC-9	PTTC-8	
Compatible with:	Systems: MX-500, MX-5000, MX-5200, CV-5200 Handpieces: MX-PTZ, CV-H4-PTZ	Systems: MX-500, MX-5000, MX-5200 Handpieces: MX-PTZ	

Please note the above temperatures are the maximum temperatures of the heater. The idle temperature is dependent on the geometry of the cartridge (up to 15°C lower)




Bent	CV Series	MX Series	
	PTC-6CN1404A		Conical, Bent 30°, (Ø x L) 0.4 mm x 14.3 mm (0.016" x 0.56"), sold per pair
	PTC-7CN1404A	PTTC-701B	
	PTC-8CN1404A		
	PTC-9CN1404A	PTTC-801B	
	PTC-6FB1235R	PTTC-608B	Bent 30°, Blade, (W x L) 3.2 mm x 12.1 mm (0.14" x 0.48"), sold per pair
	PTC-7FB1235R	PTTC-708B	
	PTC-8FB1235R		
	PTC-9FB1235R	PTTC-808B	
Blade	CV Series	MX Series	
	PTC-6CH1713A	PTTC-602	Blade, (W x L), 1.27 mm x 16.5 mm (0.05" x 0.65"), sold per pair
	PTC-7CH1713A	PTTC-702	
	PTC-8CH1713A		
	PTC-9CH1713A	PTTC-802	
	PTC-6CH1720A	PTTC-603	Blade, (W x L) 2 mm x 16.5 mm (0.08" x 0.65"), sold per pair
	PTC-7CH1720A	PTTC-703	
	PTC-8CH1720A		
	PTC-9CH1720A	PTTC-803	
	PTC-6BL1306R	PTTC-604	Blade, (W x L) 6.35 mm x 12.7 mm (0.25" x 0.5"), sold per pair
	PTC-7BL1306R	PTTC-704	
	PTC-8BL1306R		
	PTC-9BL1306R	PTTC-804	
	PTC-6BL1316R	PTTC-605	Blade, (W x L) 15.75 mm x 12.7 mm (0.63" x 0.5"), sold per pair
	PTC-7BL1316R	PTTC-705	
	PTC-8BL1316R		
	PTC-9BL1316R	PTTC-805	
	PTC-6BL1321R	PTTC-606	Blade, (W x L) 20.6 mm x 12.7 mm (0.81" x 0.5"), sold per pair
	PTC-7BL1321R	PTTC-706	
	PTC-8BL1321R		
	PTC-9BL1321R	PTTC-806	
	PTC-6BL1328R	PTTC-607	Blade, (W x L) 28 mm x 12.7 mm (1.1" x 0.05"), sold per pair
	PTC-7BL1328R	PTTC-707	
	PTC-8BL1328R		
	PTC-9BL1328R	PTTC-807	
Conical	CV Series	MX Series	
	PTC-6CN2304A	PTTC-601	Conical, (Ø x L) 0.4 mm x 19 mm (0.016" x 0.7"), sold per pair
	PTC-7CN2304A	PTTC-701	
	PTC-8CN2304A		
	PTC-9CN2304A	PTTC-801	

For our complete selection of tips & cartridges, visit www.metcal.com

Temperature Guide & Tip Specifications DSC/STDC Series

Max Temperature	CV-Series	MX-Series	Application
675°F/357°C	DSC-6	STDC-0	Temperature Sensitive
775°F/413°C	DSC-7	STDC-1 / 7xxL	Most Standard
875°F/468°C	DSC-8		Ceramic and High Thermal Demand
950°F/510°C	DSC-9	STDC-8	
Compatible with:	Systems: MX-500, MX-5000, MX-5200, CV-500, CV-5200 Handpieces: MX-DS1, CV-H5-DS	Systems: MX-500, MX-5000, MX-5200 Handpieces: MX-DS1	DSC-xxxA / STDC-xxxL = Long Reach Desolder Cartridge to remove components from high density packed PCBs.

Please note the above temperatures are the maximum temperatures of the heater. The idle temperature is dependent on the geometry of the cartridge (up to 15°C lower) These tips will provide data via the CV series power supplies, but due to the nature of their application the Connection Validation™ function is not required and therefore not enabled.

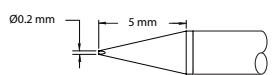
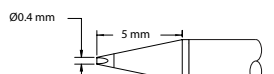
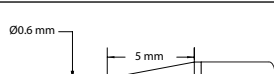

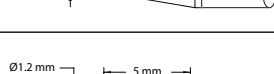

Standard	CV Series	MX Series	A	B	C	
  Standard	DSC-6CN0006S	STDC-002	0.64 mm	1.40 mm	11.43 mm	
	DSC-7CN0006S	STDC-102				
	DSC-8CN0006S					
	DSC-9CN0006S	STDC-802		0.76 mm	1.68 mm	11.17 mm
	DSC-6CN0008S	STDC-003				
	DSC-7CN0008S	STDC-103				
	DSC-8CN0008S					
	DSC-9CN0008S	STDC-803		1.02 mm	1.78 mm	10.92 mm
	DSC-6CN0010S	STDC-004				
	DSC-7CN0010S	STDC-104				
	DSC-8CN0010S					
	DSC-9CN0010S	STDC-804		1.27 mm	2.03 mm	10.66 mm
	DSC-6CN0013S	STDC-005				
	DSC-7CN0013S	STDC-105				
	DSC-8CN0013S					
DSC-9CN0013S	STDC-805		1.52 mm	2.29 mm	10.41 mm	
DSC-6CN0015S	STDC-006					
DSC-7CN0015S	STDC-106					
DSC-8CN0015S						
DSC-9CN0015S	STDC-806		2.41 mm	3.18 mm	9.14 mm	
DSC-6CN0024S	STDC-007					
DSC-7CN0024S	STDC-107					
DSC-8CN0024S						
DSC-9CN0024S	STDC-807					
Long Reach	CV Series	MX Series	A	B	C	
 Long Reach	DSC-6CN0008A		0.76 mm	1.68 mm	21.33 mm	
	DSC-7CN0008A	STDC-703L				
	DSC-8CN0008A					
	DSC-9CN0008A	STDC-803L		1.02 mm	1.79 mm	21.08 mm
	DSC-6CN0010A					
	DSC-7CN0010A	STDC-704L				
	DSC-8CN0010A					
	DSC-9CN0010A	STDC-804L		1.27 mm	2.03 mm	20.82 mm
	DSC-6CN0013A					
	DSC-7CN0013A	STDC-705L				
	DSC-8CN0013A					
	DSC-9CN0013A	STDC-805L				

For our complete selection of tips & cartridges, visit www.metcal.com

Temperature Guide & Tip Specifications MFTC & MFT Series

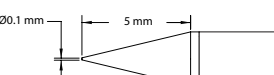

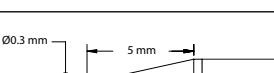
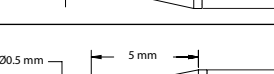
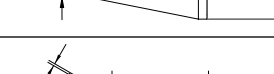

Max Temperature	MicroFine Handpiece	MicroFine Tweezers	Application
675°F/357°C	MFTC-6	MFT-6	Temperature-sensitive applications
775°F/413°C	MFTC-7	MFT-7	Most general applications
875°F/468°C	MFTC-8	MFT-8	High Thermal Demand applications
Compatible with:	MX-500, MX-5000, MX-5200, CV-500, CV-5200, MX-H9-MFH & CV-H9-MFH Handpieces	MX-500, MX-5000, MX-5200, CV-500, CV-5200, MX-H10-MFT & CV-H10-MFT Tweezers	

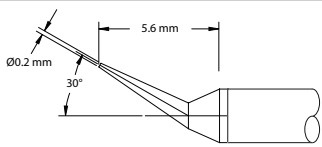
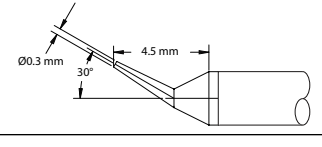
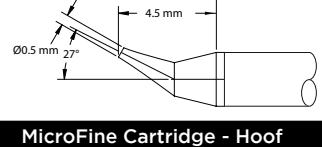
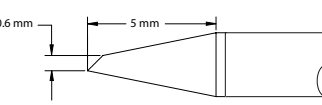
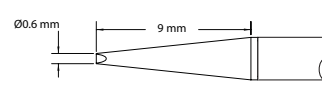
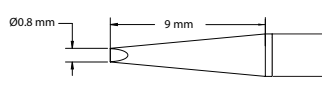
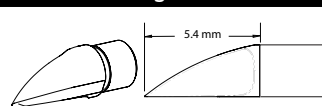
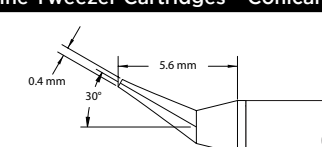
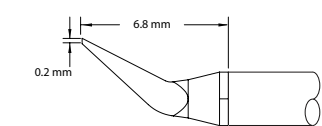
Please note the above temperatures are the maximum temperatures of the heater. The idle temperature is dependent on the geometry of the cartridge (up to 15°C lower)

	MFTC-6CH5002 MFTC-7CH5002 MFTC-8CH5002	0.2 mm x 5 mm
	MFTC-6CH5004 MFTC-7CH5004 MFTC-8CH5004	0.4 mm x 5 mm
	MFTC-6CH5006 MFTC-7CH5006 MFTC-8CH5006	0.6 mm x 5 mm
	MFTC-6CH5008 MFTC-7CH5008 MFTC-8CH5008	0.8 mm x 5 mm
	MFTC-6CH5012 MFTC-7CH5012 MFTC-8CH5012	1.2 mm x 5 mm
	MFTC-6CC5007 MFTC-7CC5007 MFTC-8CC5007	Chisel Slot, 0.7 mm x 5 mm x 1 mm

MicroFine Cartridge - Conical

MX & CV

	MFTC-6CN5001 MFTC-7CN5001 MFTC-8CN5001	0.1 mm x 5 mm
	MFTC-6CNR5001 MFTC-7CNR5001 MFTC-8CNR5001	Conical Reach, 0.1 mm x 5 mm
	MFTC-6CN5003 MFTC-7CN5003 MFTC-8CN5003	0.3 mm x 5 mm
	MFTC-6CN5005 MFTC-7CN5005 MFTC-8CN5005	0.5 mm x 5 mm
	MFTC-6CNB4501 MFTC-7CNB4501 MFTC-8CNB4501	Conical Bent, 0.1 mm x 4.5 mm
	MFTC-6CNBR4501 MFTC-7CNBR4501 MFTC-8CNBR4501	Conical Bent Reach, 0.1 mm x 4.5 mm

MicroFine Cartridge - Conical	MX & CV	
	MFTC-6CNB5602 MFTC-7CNB5602 MFTC-8CNB5602	Conical Bent, 0.2 mm x 5.6 mm
	MFTC-6CNB4503 MFTC-7CNB4503 MFTC-8CNB4503	Conical Bent, 0.3 mm x 4.5 mm
	MFTC-6CNB4505 MFTC-7CNB4505 MFTC-8CNB4505	Conical Bent, 0.5 mm x 4.5 mm
MicroFine Cartridge - Hoof	MX & CV	
	MFTC-6HF5006 MFTC-7HF5006 MFTC-8HF5006	Hoof, 0.6 mm x 5 mm
MicroFine Tweezer Cartridges - Chisel	MX & CV	
	MFT-6CH9006 MFT-7CH9006 MFT-8CH9006	0.6 mm x 9 mm Sold per pair
	MFT-6CH9008 MFT-7CH9008 MFT-8CH9008	0.8 mm x 9 mm Sold per pair
MicroFine Tweezer Cartridges - Power Wedge Blade	MX & CV	
	MFT-6PW5403 MFT-7PW5403 MFT-8PW5403	0.3 mm x 5.4 mm Sold per pair
MicroFine Tweezer Cartridges - Conical Bent	MX & CV	
	MFT-6CNB5604 MFT-7CNB5604 MFT-8CNB5604	0.4 mm x 5.6 mm Sold per pair
	MFT-6CNB6802 MFT-7CNB6802 MFT-8CNB6802	0.2 mm x 6.8 mm Sold per pair

For our complete selection of tips & cartridges, visit www.metcal.com

The MFR-2200 Series features dual-output capability allowing users to select operation of one handpiece or two handpieces simultaneously.

The MFR-2200 Systems offer a choice of three handpieces, with additional handpieces, including the desoldering option, available as upgrade kits. (see pages 35-38)



The MFR-1100 Single Output Series is designed to minimize your training investment, maximize application solutions, and increase productivity.

This series is compact and versatile and can be used with either a soldering tip, cartridge, or tweezers handpiece. A shop air desoldering option is also available as an upgrade kit. (see pages 35-38)



System Specifications	MFR-PS1100	MFR-PS2200
Input Line Voltage	100 - 240 VAC, grounded circuit, 50/60 Hz	
Rated Power Consumption	70 W max.	130 W max.
Output Power	Variable, 60 W max.*	Variable, 2 x 60 W max.*
Output Frequency	450 KHz	
Heating Method	Induction, SmartHeat®	
Connections	Single Port	Dual Port
Power Supply Dim. W x D x H	90 x 200 x 152.5 mm	120 x 200 x 152.5 mm
Power Supply Weight	2.3 kg (5.05 lb)	2.97 kg (6.55 lb)
Certification / Marking	cTUVus, CE	
Tip-to-Ground Potential	< 2 mV	
Tip-to-Ground Resistance	< 2 Ohm	
Ground Detection	Permanent	
Surface Resistivity	10 ⁵ - 10 ⁹ Ohm	
Idle Temperature Stability	1.1°C (2°F) in still air	
Tip Temperature Accuracy	Meets or exceeds IPC J-STD-001 Standard	
Warranty	1 year	

*RF SmartHeat® Technology provides greater power.

Key Features & Benefits

- Surface area on the benchtop is at a premium. This unit doesn't disappoint, taking up minimal space.
- Single or Dual-Simultaneous outputs allow for single/dual handpiece use
- Multiple handpieces available for increased application solutions for soldering, desoldering and rework on one system
- Each handpiece has a comprehensive range of cartridges or tips for maximum flexibility
- Ergonomic handpieces for operator safety and comfort



MFR-H1-SC2
Soldering Cartridge Handpiece



MFR-H2-ST2
Soldering Tip Handpiece



MFR-H4-TW
Tweezer Handpiece



MFR-H6-SSC
SSC Cartridge Handpiece



WS1
Universal Soldering Workstand



WS2
Round Soldering Workstand



MFR-WSPT
Tweezer Workstand

MFR-2200 Series

Part Number	Power Supply	Handpieces			Tip Saver™ Workstands	
	MFR-PS2200	MFR-H1-SC2	MFR-H2-ST2	MFR-H4-TW	WS1	MFR-WSPT
MFR-2210	•	•			•	
MFR-2211	•	••			••	
MFR-2220	•		•		•	
MFR-2222	•		•		••	
MFR-2240	•			•		•
MFR-2241	•	•		•	•	•

*See Handpieces and more accessories on page 40

MFR-1100 Series

Part Number	Power Supply	Handpieces				Tip Saver™ Workstands		
	MFR-PS1100	MFR-H1-SC2	MFR-H2-ST2	MFR-H4-TW	MFR-H6-SSC	WS1	MFR-WSPT	WS2
MFR-1110	•	•				•		
MFR-1120	•		•			•		
MFR-1140	•			•			•	
MFR-1160	•				•			•
MFR-1161	•	•			•	•		•

*See Handpieces and more accessories on page 40

Applicable Soldering Cartridges & Tips (Partial list)

SxP
Soldering Cartridges



Page 43

SxV
Soldering Tips



Pages 41 - 42

SSC
Soldering Cartridges
(Previous SP200 System)



Pages 46

RxP
Rework
Cartridges



Page 44

CxV
Blade Tips



Page 42

TxP
Tweezer Cartridges



Page 45

Accessories

MFR-CA3
Coil Assembly for Tip Handpiece
(MFR-H2-ST2)

WS1G
Auto-sleep Workstand, Green

MFR-PM70
Power Meter

AC-CP2
Cartridge/Tip Removal Pad

AC-BP
Brass Pad for Workstand (Pack of 10)

The MFR-1150 Desolder System with Venturi Workstand provides a compact and easy shop air option.

Metcal's MFR-1150 Desoldering System is a powerful, cost-effective system with a small footprint. The MFR-1150 has a powerful 0.85 bar vacuum built into the workstand which makes through-hole desoldering clean and easy.

The MFR-1150 system includes a Desoldering Pistol with an easy to change, large-capacity solder collection chamber to ensure minimum downtime. The pistol can easily be converted to a pencil grip for additional control. Metcal offers a wide range of long-life desoldering tips that will keep your equipment working efficiently.



DxP
Desoldering



Full range on page 45



Remove grip for Pencil configuration



Collection chamber replacement

MFR-H5-DS Desolder Handpiece	
Desolder Handpiece cable length	152 cm (60"), burn proof, ESD safe
Desolder Handpiece connector	8 pin power connector
MFR-WSDSX Workstand	
Input voltage	24 V
Input power	15 W
Workstand dimensions	100 mm x 200 mm x 140 mm (4" x 8" x 5.5")
Noise level	< 55 dB
Recommended air pressure input	550 kPa (80 PSI) Shop air only
Vacuum suction force	0.85 bar (25" Hg)

Part Number	Description
MFR-1150	Complete System (Includes parts listed below)
MFR-PS1100	Power Supply
MFR-H5-DS	Desolder Handpiece
MFR-WSDSX	Workstand with Venturi Box for Desolder Handpiece
MFR-FTKIT	Fittings and Air Hose Kit
AC-TC	Desolder Tip Cleaner Tool
AC-CP2	Cartridge and Tip Removal Pad

Key Features & Benefits

- Venturi Workstand
- 2-in-1 Desolder Handpiece (Pistol or Pencil)
- MFR-H5-DS Desolder Handpiece & MFR-WSDSX Workstand are compatible for use with all MFR systems (available under MFR-UK5 upgrade kit)
- Uses DxP desolder tips and replaceable coil assembly (MFR-HDCA)



MFR-UK5 Upgrade Kit
Compatible with all MFR Series Power Supplies

The MFR-1350 Desoldering and Rework System

features an innovative desoldering handpiece and a power supply with an internal pump, providing 0.7 bar of vacuum suction force, making through-hole desoldering easy.

SxP
Soldering Cartridges



Full range on page 43

DxP
Desoldering Tips



Full range on page 41

RxP
Rework Cartridges





Full range on page 44



System Specifications - MFR-PS1300

Input Line Voltage	100 - 240 VAC, grounded circuit, 50/60 Hz
Rated Power Consumption	110 W max.
Output Power	Variable, 60 W max.*
Output Frequency	450 KHz
Heating Method	Induction, SmartHeat®
Connections	Switchable Dual Port
Power Supply Dim. W x D x H	170 x 200 x 152.5 mm (6.7" x 7.9" x 6")
Power Supply Weight	3.9 kg (8.6 lb)
Certification / Marking	cTUVus, CE
Tip-to-Ground Potential	< 2 mV
Tip-to-Ground Resistance	< 2 Ohm
Ground Detection	Permanent
Surface Resistivity	10 ⁵ - 10 ⁹ Ohm
Idle Temperature Stability	1.1°C (2°F) in still air
Tip Temperature Accuracy	Meets or exceeds IPC J-STD-001 Standard
Vacuum Suction Force	0.7 bar (21" Hg at Vacuum pump)
Noise Level	< 55 dB
Warranty	1 year

*RF SmartHeat® Technology provides greater power.



Part No.	Description
MFR-1350	Desolder System with internal pump includes Power Supply, Desolder Handpiece and Workstand
MFR-1351	Solder/Desolder System with internal pump includes Power Supply, Desolder Handpiece, Solder Handpiece, and (2) Workstands
MFR-PS1300	Power Supply
MFR-H5-DS	Desolder Handpiece
MFR-H1-SC2	Solder Cartridge Handpiece
MFR-WSDSU	Workstand for Desolder Handpiece
WS1	Workstand for Solder Handpiece

Key Features & Benefits

- Self-contained, powerful vacuum pump
- 2-in-1 ergonomic and flexible handpiece
- Recyclable collection chamber with increased capacity
- Quick and easy collection chamber replacement
- Dual-switchable output
- Powered by SmartHeat® Technology
- Compatible with previous MFR Desolder range

The PS-900 Production Soldering System

Metcal's PS-900 Soldering System, powered by SmartHeat® technology, is a powerful, cost-effective soldering system with a small benchtop footprint. The PS-900 is designed for lead-free soldering, multi-layer boards, and thermally demanding components.

Metcal's PS-900-Solar System is a specific package designed for solar cell applications, with an extended cable, and a specially designed high thermal demand STV-DRH440A hoof tip.

Key Features & Benefits

SmartHeat® temperature control

Ergonomic, lightweight handle

Rugged cast-aluminum housing

Added Plating thickness to tips

Low cost, quick-change heater coil



Part No.	Description
PS-900	Complete System
Includes	
PS-PW900	1 Power Supply
PS-HC3	2 Handpiece (PS-H3) and Coil Assembly (PS-CA3)
WS2-NS	3 Workstand, Black
SFV-CH15A	6 Chisel Solder Tip 1.5 mm (0.06")
AC-CP2	Tip Removal Pad

Other Accessories Available

PS-H3	4 Handpiece only, NO PS-CA3 Coil Assembly
PS-CA3	5 Coil Assembly - SxV Soldering Tips/CxV Blade Tips ONLY
WS2	Auto-sleep Workstand, Black
WS2G	Auto-sleep Workstand, Green

SxV
Soldering Tips



Full range on pages 41-42

CxV
Blade Tips



Full range on page 42

System Specification - PS-PW900

Input Line Voltage	100 - 240 VAC, grounded circuit, 50/60 Hz
Rated Power Consumption	90 W max.
Output Power	Variable, 60 W max.*
Output Frequency	450 KHz
Heating Method	Induction, SmartHeat®
Connections	Single Port
Power Supply Dim. W x D x H	80 x 160 x 115 mm (3.1" x 6.3" x 4.5")
Power Supply Weight	1.12 kg
Certification / Marking	cTUVus, CE
Tip-to- Ground Potential	< 2 mV
Tip-to-Ground Resistance	< 2 Ohm
Ground Detection	Permanent
Surface Resistivity	10 ⁵ - 10 ⁹ Ohm
Idle Temperature Stability	1.1°C (2°F) in still air
Tip Temperature Accuracy	Meets or exceeds IPC J-STD-001 Standard
Warranty	1 year

*RF SmartHeat® Technology provides greater power.

Part No.	Description
PS-900-Solar	Complete Solar Soldering System
Includes:	
PS-PW900	Power Supply
PS-900-PC9	Handpiece with long cord (274 cm/9 ft) & PS-CA3 Coil Assembly
STV-DRH440A	Soldering tip
WS2-NS	Workstand
AC-CP2	Tip removal pad



Handpieces and replacement coils

PS-HC3		Soldering Handle with PS-CA3 Coil Assembly (PS-900)
PS-H3	1	Soldering Handle without Coil Assembly (PS-900)
PS-CA3	2	Coil Assembly for PS-HC3/PS-H3 Handpiece (PS-900)
MFR-H1-SC2	3	Cartridge Solder/Rework Handpiece (MFR)
MFR-H2-ST2	4	Soldering Tip Handpiece (MFR)
MFR-CA3		Coil Assembly for MFR-H2-ST2 Handpiece (MFR)
MFR-H4-TW	5	Precision Tweezer Handpiece (MFR)
MFR-H6-SSC	6	SSC Cartridge Solder Handpiece (MFR)
MFR-H5-DS	7	Desolder Handpiece
MFR-HSREC		Cartridge Solder/Rework Handpiece with long cord (1.83 m / 6 ft)
MFR-HSRLR	8	Cartridge Solder/Rework Handpiece with long reach access

Workstands

WS1		Universal Auto-Sleep Workstand
WS2		Round Auto-Sleep Workstand
WS2-NS	9	Solder Workstand (PS-900)
MFR-WSPT	10	Non-Sleeper Precision Tweezer Workstand
MFR-WSDSX	11	Venturi Workstand for Desolder Handpiece
MFR-WSDSU		Non-Sleeper Workstand for Desolder Handpiece
WS1CB		Solder Rework Cradle Replacement for WS1 Workstand
WS2CB		Solder Rework Cradle Replacement for WS2 Workstand
MFR-WSD-SCB		Replacement Cradle for MFR-WSDSX Desolder Workstands

Lead-Free Process Identification

WS1G	12	Green Universal Auto Sleep Workstand
WS2G		Green Solder Workstand (PS-900)
WS1CG		Green Solder Rework Cradle Replacement for WS1 Workstand
WS2CG		Green Solder Rework Cradle Replacement for WS2 Workstand
AC-CK1	13	Green Identification Ring for MFR Cartridges (Pack of 50)
AC-CK3		Green Identification Ring for SSC Cartridges (Pack of 50)
AC-CK4	14	Green Identification Ring for MFR Tips (Pack of 50)

Miscellaneous Accessories

AC-BRUSH	15	Soft Brass Brush
AC-CP2		Cartridge and Tip Removal Pad
AC-FX1	16	Fume Extraction Kit
AC-IK		Interlocking/Mounting Kit
MFR-PM70		Power Meter for MFR Series
PS-PM900		Power Meter for PS-900
AC-Y10		Yellow Sponge for WS1 Workstand (Pack of 10)
AC-YS4		Yellow Round Sponge for WS2 Workstand (Pack of 10)
AC-BP		Brass Pad (Pack of 10)
5100-0044		Power switch, push button, replacement, PCB mounting
5100-0067		Power switch, rocker, on-off-on, replacement
7074-0570		SW cap/power switch

Desoldering Accessories

MFR-DC10	17	Disposable Collection Chamber for MFR-H5-DS (Pack of 10)
MFR-DC100		Disposable Collection Chamber for MFR-H5-DS (Pack of 100)
MFR-HDCA	18	Coil Assembly for MFR Desolder Handpiece
MFR-PG		Replacement Pistol Grip for MFR-H5-DS Handpiece
AC-SK1		Seal Kit Collection Chamber (Pack of 2)
AC-VP		Vacuum Port
AC-VL		ESD Air Hose
AC-VPF		Vacuum Port Filter (Pack of 5)
LM-PS		Power supply for MFR-WSDSX with multi-plug adapters
AC-TC		Desoldering Tip Cleaner Tool

Upgrade Kits

MFR-UK1		Solder Cartridge Handpiece (MFR-H1-SC2) and Workstand (WS1)
MFR-UK2		Solder Tip Handpiece (MFR-H2-ST2) and Workstand (WS1)
MFR-UK4		Tweezer Cartridge Handpiece (MFR-H4-TW) and Workstand (MFR-WSPT)
MFR-UK5		Desolder Handpiece (MFR-H5-DS) and Workstand (MFR-WSDSX)
MFR-UK6		Solder Cartridge Handpiece (MFR-H6-SSC) and Workstand (WS2)
MFR-H5-DS-C		Desolder Handpiece (MFR-H5-DS) and Workstand cradle (MFR-WSDSCB)

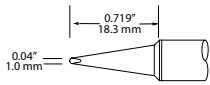
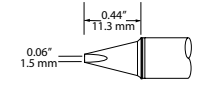
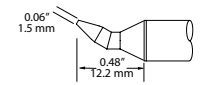
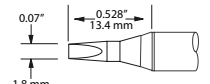
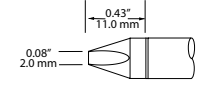
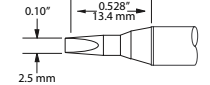
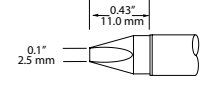
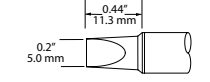
Temperature Guide & Tip Specifications SxV Series

Max Temperature	PS and MFR-Series	Application
690°F/366°C	STV	Temperature Sensitive
790°F/421°C	SFV	Fiberglass, Most Standard
880°F/471°C	SCV	Ceramic and High Thermal Demand
	Compatible with: PS-900, MFR-1120, MFR-2220, MFR-2222 Systems, PS-HC3, MFR-H2-ST and MFR-H2-ST2 Handpieces, PS-CA3, MFR-CA2 and MFR-CA3 Coil Assemblies.	

Please note the above temperatures are the maximum temperatures of the heater. The idle temperature is dependent on the geometry of the cartridge (up to 15°C lower)

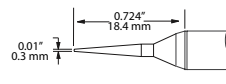
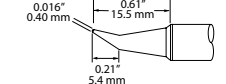
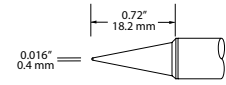
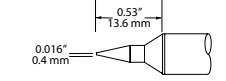
Chisel

PS-900 & MFR Series

	SFV-CH10A	Chisel, (W x L), 1.0 mm x 18.3 mm (0.04" x 0.72")
	STV-CH10A	
	SCV-CH10A	
	SFV-CH15A	Chisel, (W x L), 1.5 mm x 11.3 mm (0.06" x 0.44")
	STV-CH15A	
	SCV-CH15A	
	SFV-CHB15	Chisel, Bent, (W x L), 1.5 mm x 12.2 mm (0.06" x 0.48")
	STV-CHB15	
	SCV-CHB15	
	SFV-CH18AR	Chisel, (W x L), 1.8 mm x 13.4 mm (0.07" x 0.53")
	STV-CH18AR	
	SCV-CH18AR	
	SFV-CH20	Chisel, (W x L), 2.0 mm x 11.0 mm (0.08" x 0.43")
	STV-CH20	
	SCV-CH20	
	SFV-CH25AR	Chisel, (W x L), 2.5 mm x 13.4 mm (0.10" x 0.53")
	STV-CH25AR	
	SCV-CH25AR	
	SFV-CH25	Chisel, (W x L), 2.5 mm x 11.0 mm (0.10" x 0.43")
	STV-CH25	
	SCV-CH25	
	SFV-CH50A	Chisel, (W x L), 5.0 mm x 11.3 mm (0.20" x 0.44")
	STV-CH50A	
	SCV-CH50A	

Conical

PS-900 & MFR Series

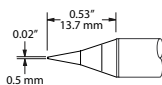
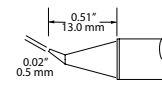
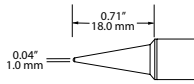
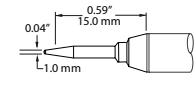
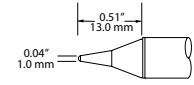
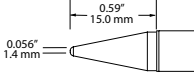
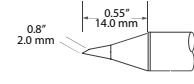
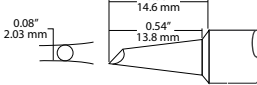
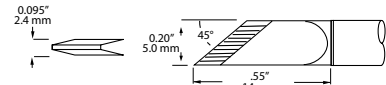
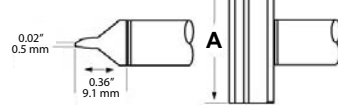
	SFV-CNL03AR	Conical, (Ø x L), Long Reach 0.3 mm x 18.4 mm (0.01" x 0.72")
	STV-CNL03AR	
	SCV-CNL03AR	
	SFV-CNB04A	Conical, (Ø x L), Bent 0.4 mm x 15.5 mm (0.016" x 0.61")
	STV-CNB04A	
	SCV-CNB04A	
	SFV-CN05A	Conical, (Ø x L), 0.4 mm x 18.2 mm (0.016" x 0.72")
	STV-CN05A	
	SCV-CN05A	
	SFV-CNL04	Conical, (Ø x L), 0.4 mm x 13.6 mm (0.016" x 0.53")
	STV-CNL04	
	SCV-CNL04	

For our complete selection of tips & cartridges, visit www.metcal.com

Temperature Guide & Tip Specifications SxV & CxV-Series

Max Temperature	PS and MFR-Series	Application
690°F/366°C	STV & CTV	Temperature Sensitive
790°F/421°C	SFV & CFV	Fiberglass, Most Standard
880°F/471°C	SCV & CCV	Ceramic and High Thermal Demand
	Compatible with: PS-900, MFR-1120, MFR-2220, MFR-2222 Systems, PS-HC3, MFR-H2-ST and MFR-H2-ST2 Handpieces, PS-CA3, MFR-CA2 and MFR-CA3 Coil Assemblies.	

Please note the above temperatures are the maximum temperatures of the heater. The idle temperature is dependent on the geometry of the cartridge (up to 15°C lower.)

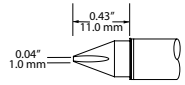
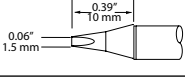
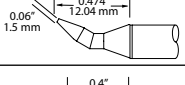
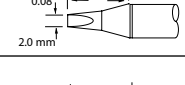
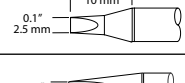
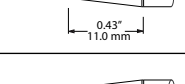
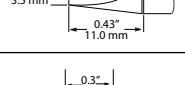

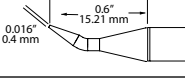
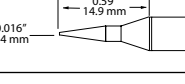
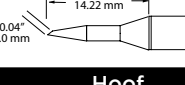
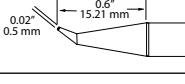
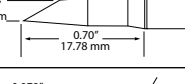
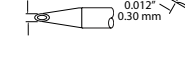
Conical		PS-900 & MFR Series		
		SFV-CN05AR	Conical, (∅ x L), 0.5 mm x 13.7 mm (0.02" x 0.53")	
		STV-CN05AR		
		SCV-CN05AR		
		SFV-CNB05	Conical, Bent, (∅ x L), 0.5 mm x 13 mm (0.02" x 0.51")	
		STV-CNB05		
		SCV-CNB05		
		SFV-CNL10A	Conical, Long Reach, (∅ x L), 1.0 mm x 18 mm (0.04" x 0.71")	
		STV-CNL10A		
		SCV-CNL10A		
		SFV-CNL10AR	Conical, Long Reach, (∅ x L), 1.0 mm x 13.7 mm (0.04" x 0.54")	
		STV-CNL10AR		
		SCV-CNL10AR		
		SFV-CNL10	Conical, Long Reach, (∅ x L), 1.0 mm x 13 mm (0.04" x 0.51")	
		STV-CNL10		
		SCV-CNL10		
		SFV-CNL14	Conical, Long Reach, (∅ x L), 1.4 mm x 15 mm (0.056" x 0.59")	
		STV-CNL14		
		SCV-CNL14		
		SFV-DRH20	Conical, Bevel, 60° x 2 mm (∅ x L), 1 mm x 14 mm (0.04" x 0.55")	
		STV-DRH20		
		SCV-DRH20		
		SFV-WV20	Rework Hoof-Cartridge - For Drag Soldering SOICs/QFPs, Concave Wave Hoof, Bevel 45°, (∅ x L), 2.0 mm x 13.8 mm (0.08" x 0.54")	
		STV-WV20		
		SCV-WV20		
Knife		PS-900 & MFR Series		
		SFV-DRK50	Rework Knife Cartridge - For Multi-Lead Soldering of PLCCs/SOJs, Bevel 45°, (W x L), 5.0 mm x 14 mm (0.20" x 0.55")	
		STV-DRK50		
		SCV-DRK50		
Blade		PS-900 & MFR Series		
	CFV-BL100	CTV-BL100	CCV-BL100	10 mm (0.40")
	CFV-BL250	CTV-BL250	CCV-BL250	25 mm (1")
	CFV-BL350	CTV-BL350	CCV-BL350	35 mm (1.4")
	CFV-BL400	CTV-BL400	CCV-BL400	40 mm (1.6")
	CFV-BL500	CTV-BL500	CCV-BL500	50 mm (2")

For our complete selection of tips & cartridges, visit www.metcal.com

Temperature Guide & Tip Specifications SxP-Series

Max Temperature	MFR-Series	Application
690°F/366°C	STP	Temperature Sensitive
790°F/421°C	SFP	Fiberglass, Most Standard
880°F/471°C	SCP	Ceramic and High Thermal Demand
	Compatible with: MFR-1110, MFR-1161, MFR-2210, MFR-2211, MFR-2241, MFR-1350/51 Systems and MFR-H1-SC2 Handpiece.	

Please note the above temperatures are the maximum temperatures of the heater. The idle temperature is dependent on the geometry of the cartridge (up to 15°C lower.)

Chisel	MFR Series	
	SFP-CH10	Chisel, Cone 30°, (W x L), 1.0 mm x 9.2 mm (0.04" x 0.36")
	STP-CH10	
	SCP-CH10	
	SFP-CH15	Chisel, Cone 30°, (W x L), 1.5 mm x 10 mm (0.06" x 0.39")
	STP-CH15	
	SCP-CH15	
	SFP-CHB15	Chisel, Cone 30°, Bent, (W x L), 1.5 mm x 12.04 mm (0.06" x 0.474")
	STP-CHB15	
	SCP-CHB15	
	SFP-CH20	Chisel, Cone 30°, (W x L), 2.0 mm x 10 mm (0.08" x 0.4")
	STP-CH20	
	SCP-CH20	
	SFP-CH25	Chisel, Cone 30°, (W x L), 2.5 mm x 10 mm (0.10" x 0.39")
	STP-CH25	
	SCP-CH25	
	SFP-CH30	Chisel, Cone 30°, (W x L), 3.0 mm x 11 mm (0.12" x 0.43")
	STP-CH30	
	SCP-CH30	
	SFP-CH35	Chisel, Cone 30°, (W x L), 3.5 mm x 11 mm (0.12" x 0.43")
	STP-CH35	
	SCP-CH35	
	SFP-CH50	Chisel, Cone 30°, (W x L), 5.0 mm x 7.6 mm (0.20" x 0.3")
	STP-CH50	
	SCP-CH50	
Conical	MFR Series	
	SFP-CNB04	Conical, Bent, (ø x L) 0.4 mm x 15.21 mm (0.016" x 0.6")
	STP-CNB04	
	SCP-CNB04	
	SFP-CNL04	Conical, Long Reach, (ø x L) 0.4 mm x 14.9 mm (0.016" x 0.59")
	STP-CNL04	
	SCP-CNL04	
	SFP-BVL10	Conical, (Bevel x L) 60° x 1 mm (ø x L) 0.5 mm x 14.22 mm (0.02" x 0.56")
	STP-BVL10	
	SCP-BVL10	
Hoof	MFR Series	
	SFP-DRH05	Rework Hoof Cartridge - For Drag Soldering SOICs/QF, (ø x L) 0.5 mm x 15.21 mm (0.02" x 0.6")
	STP-DRH05	
	SCP-DRH05	
	SFP-DRH35	Rework Hoof Cartridge - For Drag Soldering SOICs/QF, Bevel 60°, Long Reach, (ø x L) 3.5 mm x 17.78 mm (0.14" x 0.7")
	STP-DRH35	
	SCP-DRH35	
	SFP-WV20	Concave WAVE Hoof, (Bevel/L) 60° x 2.96 mm, (ø x L) 2.0 mm x 11.6 mm
	STP-WV20	
	SCP-WV20	

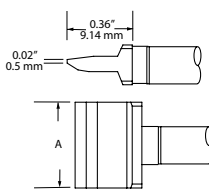
For our complete selection of tips & cartridges, visit www.metcal.com

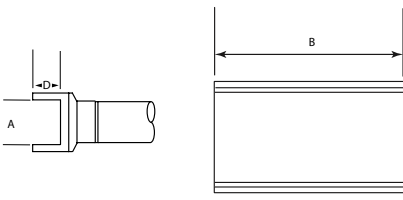
Temperature Guide & Tip Specifications RxP-Series

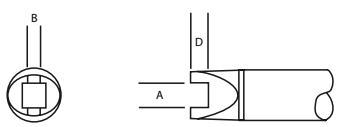
Max Temperature	MFR-Series	Application
790°F/421°C	RFP	Fiberglass, Most Standard
880°F/471°C	RCP	Ceramic and High Thermal Demand
	Compatible with: MFR-1110, MFR-1161, MFR-2210, MFR-2211, MFR-2241, MFR-1350/51 Systems and MFR-H1-SC2 Handpiece. All dimensions shown are in mm (inches)	

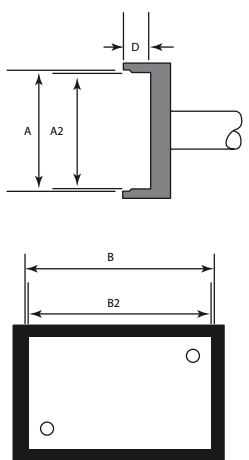
Please note the above temperatures are the maximum temperatures of the heater. The idle temperature is dependent on the geometry of the cartridge (up to 15°C lower.)

All dimensions shown are in mm (inches)

Blades for Rework Applications	MFR Series	A	B	D	SMT TYPE
	RFP-BL1	10 (0.41)	-	-	-
	RCP-BL1				
	RFP-BL2	15.6 (0.62)	-	-	-
	RCP-BL2				
	RFP-BL3	22.1 (0.87)	-	-	-
	RCP-BL3				

Tunnel - Special Rework Cartridges	MFR Series	A	B	D	SMT TYPE
	RFP-DL1	5.18 (0.204)	10.16 (0.40)	3.22 (0.127)	Tunnel SOIC-14-16
	RCP-DL1				
	RFP-DL2	5.18 (0.204)	4.32 (0.17)	2.29 (0.09)	Tunnel SOIC-8
	RCP-DL2				
	RFP-DL3	6.86 (0.270)	11.15 (0.44)	2.29 (0.09)	Tunnel SOIC-16
	RCP-DL3				

Slot - Special Rework Cartridges	MFR Series	A	B	D	SMT TYPE
	RFP-SL1	2.34 (0.092)	1.37 (0.054)	1.78 (0.07)	0805 Chip Package
	RCP-SL1				
	RFP-SL2	3.48 (0.137)	1.63 (0.064)	1.78 (0.07)	1206 Chip Package
	RCP-SL2				

Quad - Special Rework Cartridges	MFR Series	A	A2	D	B	B2	SMT TYPE
	RFP-QD4	12.70 (0.500)	11.43 (0.450)	3.81 (0.150)	15.24 (0.600)	13.97 (0.550)	PLCC 32
	RCP-QD4						
	RFP-QD6	17.78 (0.700)	16.76 (0.660)	3.81 (0.150)	17.78 (0.700)	16.76 (0.660)	PLCC 44
	RCP-QD6						
	RFP-QD7	25.27 (0.995)	24.38 (0.960)	5.59 (0.220)	25.27 (0.995)	24.38 (0.960)	PLCC 68
	RCP-QD7						
	RFP-QD10	20.32 (0.800)	19.30 (0.760)	3.81 (0.150)	20.32 (0.800)	19.30 (0.760)	PLCC 52
	RCP-QD10						
	RFP-QD15	13.34 (0.525)	12.32 (0.485)	2.79 (0.110)	13.34 (0.525)	12.32 (0.485)	TQFP 80
	RCP-QD15						
	RFP-QD19	16.13 (0.635)	16.13 (0.635)	3.30 (0.130)	16.13 (0.635)	16.13 (0.635)	QFP 44
	RCP-QD19						
	RFP-QD20	16.51 (0.650)	16.51 (0.650)	3.30 (0.130)	22.48 (0.885)	22.48 (0.885)	QFP 100
	RCP-QD20						

For our complete selection of tips & cartridges, visit www.metcal.com

Hand Soldering, Desoldering, & Rework

TxP Tweezer, DxP Desoldering Cartridges



Temperature Guide & Tip Specifications TxP & DxP-Series

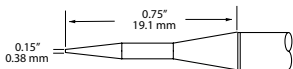
Max Temperature	MFR-Series	Application
690°F/366°C	TTP & DTP	Temperature Sensitive
790°F/421°C	TFP & DFP	Fiberglass, Most Standard
880°F/471°C	TCP & DCP	Ceramic and High Thermal Demand

TxP Tweezer Cartridges compatible with: MFR-1140, MFR-2240, MFR2241 Systems and MFR-H4-TW Handpiece
 DxP Desoldering Tips compatible with: MFR-1150, MFR-1350, MFR-1351 systems with MFR-H5-DS Handpiece and previous MFR-DSX, -DSI, -SDX, -SDI Systems with MFR-HDS Handpiece. All dimensions shown are in mm (inches).

Please note the above temperatures are the maximum temperatures of the heater. The idle temperature is dependent on the geometry of the cartridge (up to 15°C lower)

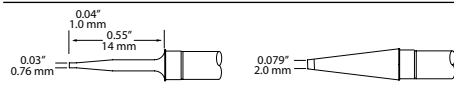
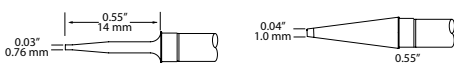
TxP - Rework Tweezer Cartridges - Conical

MFR Series	Application
TFP-CNP1	(ø x L), 0.4 mm x 19.1 mm (0.015" x 0.75"), sold per pair
TTP-CNP1	
TCP-CNP1	



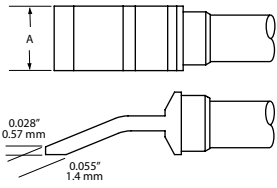
TxP - Rework Tweezer Cartridges - Blade

MFR Series	Application
TFP-BLP1	(W x L), 1.0 mm x 14 mm (0.04" x 0.55"), sold per pair
TTP-BLP1	
TCP-BLP1	
TFP-BLP2	(W x L), 2.0 mm x 14 mm (0.08" x 0.55"), sold per pair
TTP-BLP2	
TCP-BLP2	




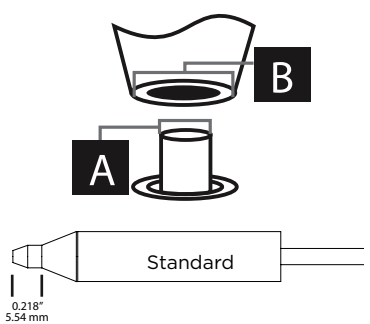
TxP - Rework Tweezer Cartridges - Wide Blade

MFR Series	Application
TFP-BLH40	6.35 mm (0.25"), sold per pair
TTP-BLH40	
TCP-BLH40	
TFP-BLH50	16 mm (0.62"), sold per pair
TTP-BLH50	
TCP-BLH50	
TFP-BLH60	20.5 mm (0.81"), sold per pair
TTP-BLH60	
TCP-BLH60	
TFP-BLH70	28 mm (1.1"), sold per pair
TTP-BLH70	
TCP-BLH70	



DxP - Desoldering Tips

MFR Series	A	B	Type
DFP-CN2	0.64 (0.025)	1.78 (0.070)	Standard
DCP-CN2			
DFP-CN3	0.76 (0.030)	2.03 (0.080)	Standard
DCP-CN3			
DFP-CN4	1.02 (0.040)	2.28 (0.090)	Standard
DCP-CN4			
DFP-CN5	1.27 (0.050)	2.64 (0.104)	Standard
DCP-CN5			
DFP-CN6	1.52 (0.060)	2.84 (0.112)	Standard
DCP-CN6			
DFP-CN7	2.41 (0.095)	3.63 (0.143)	Standard
DCP-CN7			
DFP-CNL3	0.76 (0.030)	2.03 (0.080)	Long Reach
DCP-CNL3			
DFP-CNL4	1.02 (0.040)	2.28 (0.090)	Long Reach
DCP-CNL4			
DFP-CNL5	1.27 (0.050)	2.64 (0.104)	Long Reach
DCP-CNL5			



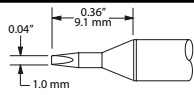
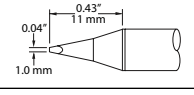
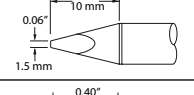
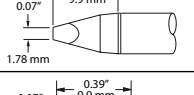
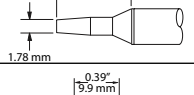
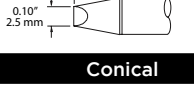
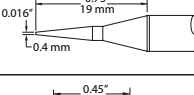
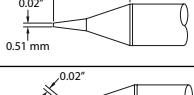
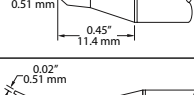
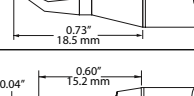


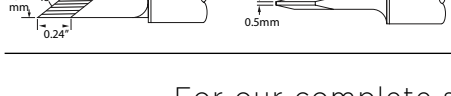
All dimensions shown are in mm (inches)

For our complete selection of tips & cartridges, visit www.metcal.com

Temperature Guide & Tip Specifications SSC-Series

Max Temperature	MFR & SP200 Series	Application
675°F/357°C	SSC-6	Temperature Sensitive
775°F/413°C	SSC-7	Most Standard
	Compatible with: SP200, MFR-1160 Systems, SP-HC1 and MFR-H6-SSC Handpieces	

Please note the above temperatures are the maximum temperatures of the heater. The idle temperature is dependent on the geometry of the cartridge (up to 15°C lower)

Chisel		MFR & SP200 Series	
	SSC-671A	Chisel, (W x L)	1.0 mm x 9.1 mm (0.04" x 0.36")
	SSC-771A		
	SSC-625A	Chisel, (W x L) Cone 30°,	1.0 mm x 11 mm (0.04" x 0.43")
	SSC-725A		
	SSC-638A	Chisel (W x L) 30°,	1.5 mm x 10 mm (0.06" x 0.40")
	SSC-738A		
	SSC-637A	Chisel (W x L) 30°,	1.78 mm x 9.9 mm (0.07" x 0.40")
	SSC-737A		
	SSC-672A	Chisel, (W x L)	1.78 mm x 9.9 mm (0.07" x 0.39")
	SSC-772A		
	SSC-636A	Chisel 30°, (W x L)	2.5 mm x 9.9 mm (0.10" x 0.39")
	SSC-736A		
Conical		MFR & SP200 Series	
	SSC-645A	Conical, Sharp, Long Reach, (Ø x L),	0.4 mm x 19 mm (0.016" x 0.75")
	SSC-745A		
	SSC-622A	Conical, Sharp, (Ø x L),	0.51 mm x 11.4 mm (0.02" x 0.45")
	SSC-722A		
	SSC-626A	Conical, Sharp Bent 30°, (Ø x L),	0.51 mm x 11.4 mm (0.02" x 0.45")
	SSC-726A		
	SSC-654A	Conical, Sharp Bent 30°, Long Reach, (Ø x L),	0.51 mm x 18.5 mm (0.02" x 0.73")
	SSC-754A		
	SSC-601A	Conical, Sharp, (Ø x L),	1.0 mm x 15.2 mm (0.04" x 0.60")
	SSC-701A		
Knife		MFR & SP200 Series	
	SSC-661A	Rework Knife Cartridge - For Multi-Lead	Soldering of PLCCs/SOJs, Bevel 45°, (W x L), 4.5 mm x 16.25 mm (0.18" x 0.64")
	SSC-761A		
	SSC-673A	Rework Knife Cartridge - For Multi-Lead	Soldering of PLCCs/SOJs, Bevel 45°, Increased tinned area 6.1 mm. (W x L), 5.1 mm x 16.25 mm (0.24" x 0.64")
	SSC-773A		

For our complete selection of tips & cartridges, visit www.metcal.com

Convection Rework

Whatever your convection rework needs are, Metcal has the solution

Offerings for removing and replacing SMT components, reworking pin-hole devices like sockets and connectors, applying shrink wraps, and more.

A range of best-in-class hand-held convection tools, digital hot air pencils, preheaters, tool holders, and complete modular rework systems.

HCT-1000

Programmable Hand-Held Convection Tool



HCT-910

Hot Air Rework System



HCT2-200

Digital Hot Air Pencil



MRS-1100A

Modular Rework System



PCT-1000

Programmable Preheater



PCT-100

Focused Convection Preheater



The HCT-1000 is a fully Programmable Handheld Convection Tool offering fast and easy removal and placement of SMT components.

The HCT-1000 stands out as a versatile convection rework tool. It can be used on its own or as part of the MRS-1100A Modular Rework System for more complex applications.

The system comes equipped with a 5 mm diameter nozzle and nozzle adapter. In addition, a wide range of nozzles are available.



1

System Specifications - HCT-1000

Input Line Voltage	100 - 240 VAC, 50/60 Hz
Rated Power	600 W
Source Temperature	Up to 450°C (840°F)
Heating Method	Convection
Airflow	5 - 25 l/min
Noise Level	< 55 dBA at maximum airflow
Surface Resistivity	10 ⁷ - 10 ¹¹ Ohm
Vacuum Pump for Pick-Up Components	381 mm Hg (15" Hg)
Display	LCD, 20 x 4 display segments
Operational Modes	Setup, Run, Manual, Active Setup
Storable Solder Profiles	50
Size W x D x H	178 x 229 x 152 mm (7" x 9" x 6")
Weight	5.4 kg (12 lb)
Certification/Marking	TUV, CE

Part No.	Description
HCT-1000	Programmable Hand-Held Convection Tool
Includes:	
HCT-PS1000	HCT-1000 Power Supply
HCT-HV1	Handpiece with integral vacuum, cord & connector
HCTA-VC-KIT	Vacuum Cup Kit, one of each (see Accessories)
HCTA-TH1	Handpiece Tool Holder
HNA-1	Nozzle Adapter
HCTA-NW1	Nozzle Wrench
AC-TCK-36-36	Thermocouple, Ø 0.13 mm (36 AWG), pack of 2
HCTA-CC	Communication cable, length 1.22 m (4 ft)
HN-J0005	Nozzle, Ø 5 mm

Accessories

HCT-FS2 (1)
Dual Foot Switch for HCT-1000, HCT-1000

HCT-HTRASSY
Heater Assembly

AC-TCK-40-36
Thermocouple, Ø 0,08 mm (AWG 40) pack of 2

HCTA-VC50-5
Vacuum Cup, 3/16" (Ø 5 mm), pack of 5

HCTA-VC64-5
Vacuum Cup, 1/4" (Ø 6.4 mm), pack of 5

HCTA-VC80-5
Vacuum Cup, 5/16" (Ø 8 mm), pack of 5

HCTA-VC11-5 *
Vacuum Cup, 7/16" (Ø 11 mm), pack of 5

Key Features & Benefits

- Integrated vacuum pickup for easy component removal
- Profile creation for operator repeatability and storage for up to 50 user-defined profiles
- External thermocouple for process setup and verification
- Handpiece controls for heater and vacuum
- Programmable, digitally-controlled airflow for repeatable results
- Multiple modes of operation including manual mode for quick setup, and 4-zone heating (with the MRS-1100A System)
- The HCT-1000 is connected to the PCT-1000 via a cable when used as part of the MRS System
- May be used with ATH-1100A Adjustable Tool Holder

HN Series Nozzles

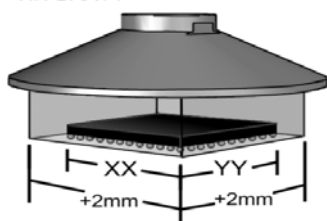
A series of 14 nozzles is available for use with the MRS-1000/HCT-1000. The nozzles fit applications reworking components of all sizes including BGAs, QFPs, LGAs, PLCC, and SOIC. A custom nozzle program is also available.

Nozzle Measurement and Selection

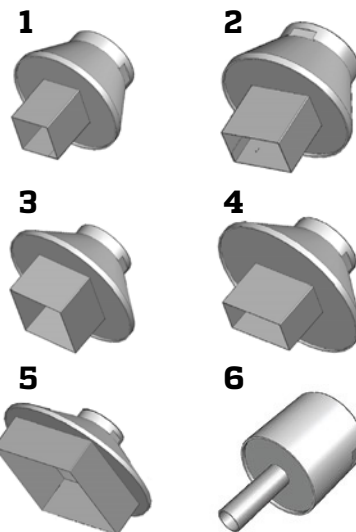
The nozzle part number (the digits after the “B”) represents the size of the component. Two millimeters have been added to each side of the internal nozzle dimension to allow for component access.



HN-BXXYY

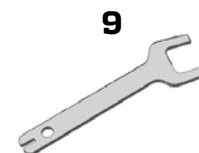
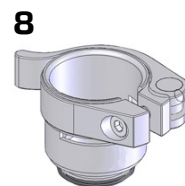


Part Number		Component Size	Components
HN-B0707	1	7 X 7 mm	CSP, LGA44
HN-B1010	1	10 X 10 mm	CSP, LGA178, LCC28
HN-B1414	1	14 X 14 mm	CSP, QFP, TQFP100
HN-B1408	2	14 X 8 mm,	CSP, SOIC24M
HN-B1515	3	15 X 15 mm	BGA
HN-B1818	3	18 X 18 mm	PLC44, CSP, TQFP100, BGA
HN-B2525	3	25 x 25 mm	BGA, PLCC68
HN-B1809	4	18.2 X 8.5 mm	SOLJ28, SOIC28M, TSOP32
HN-B2519	4	24.5 X 18.5 mm	QFP100, QFP80
HN-B2727	5	27 X 27 mm	BGA
HN-B3232	5	32 X 32 mm	BGA
HN-B3535	5	35 X 35 mm	BGA
HN-B4040	5	40 X 40 mm	BGA
HN-J0005	6	Small to large size	DISCRETE



Nozzle Accessories

HCT-NC Nozzle Carrier	7
HNA-1 Nozzle Adapter	8
HCTA-NW1 Nozzle Wrench	9



HCT-910 Hot Air Rework System

Maximize process control and productivity with the convection system built to ensure ease-of-use and operator safety.

Key Features & Benefits

- **Fast Time-to-Temperature** 900 W of power
- **Fully Adjustable Temperature Range** 50 - 600°C
- **Unrestricted Airflow** Up to 120 l/m (4.24 cfm)
- **Intuitive User Interface** Easy programming & adjustments
- **"On-the-fly" Manual Mode** Adjust temp & airflow with one dial
- **Tool-less Nozzle Swapping** Compatible with HCT-900 nozzles



System Specifications	Description
Input Voltage	HCT-910-11: 115 V / 60 Hz HCT-910-21: 230 V / 50 Hz
Power	900 W
Temperature Range	50 - 600°C (122 - 1112°F)
Temperature Accuracy	30°C (54°F)
Air Flow	At 300°C, 5 - 120 l/m (0.2 - 4.2 cfm)
Air Pump Type	Blower
Hose Length (Panel-Han)	1.2 m (3.9 ft)
Noise	< 46 dB (A)
Weight	2 kg (4.4 lbs)
Safety Class	1
Pollution Degree Category	II
Storage Temperature	0 - 60°C (32 - 140°F)
Surface Resistivity	Unit: 105ff - 106ff Handpiece & Tube: 107ff - 1011ff
Dimensions	21 x 14 x 14 cm (8.3 x 5.5 x 5.5 in)
Certification	cTUVus, CE, RoHS



The HCT-910 Advanced Handpiece

features colored system-status lights for added safety: no light for Stand-by Mode, red light for Heating Mode, and blue light for Cooling Mode.

Part No.	Description
HCT-910-11	115 V Hot Air Rework System
HCT-910-HE-11	HCT-910 Replacement Heater, 115 V
HCT-910-21	230 V Hot Air Rework System
HCT-910-HE-21	HCT-910 Replacement Heater, 230 V

HCT-910 Nozzles

The HCT-910 is supplied with a standard HB-D50 5.0 mm diameter Bayonet Nozzle. In addition, several other configurations are available, taking advantage of the HCT-910 tool-less nozzle system.

HCT-910 Nozzles	Description
HB-D25	HCT-910 Nozzle, Bayonet, Ø 2.5 mm
HB-D50	HCT-910 Nozzle, Bayonet, Ø 5.0 mm
HB-D100	HCT-910 Nozzle, Bayonet, Ø 10.0 mm
HB-D25-B	HCT-910 Bent Nozzle, Bayonet, Ø 2.5 mm
HB-D50-B	HCT-910 Bent Nozzle, Bayonet, Ø 5.0 mm
HB-ST	HCT-910 Nozzle, Bayonet, Shrink Tube



HB-D25



HB-D50



HB-D100



HB-D25-B



HB-D50-B



HB-ST

Convection Rework

HCT-910 Hot Air Rework System



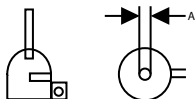
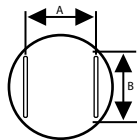
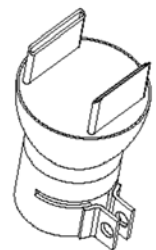
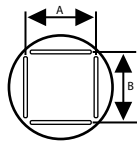
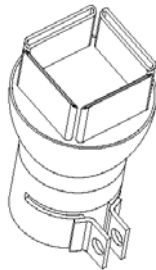
HCT-910 Compatible Nozzles

The HCT-910 is compatible with legacy HCT-900 nozzles. Two rework nozzle kits, predefined for specific applications, are available, as well as a full selection of individual nozzles.



NZKT-1 Nozzle Kit for Chip Resistors, SOIC & TSOP Packages.
Includes (one each): H-D25, H-SL16, H-SL28, H-SOJ40, H-TS48

NZKT-2 Nozzle Kit for PLCC, QFP & BQFP Packages.
Includes (one each): H-P20, H-P44, H-P84, H-Q1420, H-Q2626



Model	Chip Type	A mm (in)	B mm (in)
H-P20	PLCC-20	11.9 (0.47")	11.9 (0.46")
H-P28	PLCC-28	14.5 (0.57")	14.5 (0.57")
H-P32	PLCC-32	16.9 (0.67")	14.3 (0.56")
H-P44	PLCC-44	19.5 (0.77")	19.5 (0.77")
H-P52	PLCC-52	21.0 (0.83")	21.0 (0.83")
H-P68	PLCC-68	27.1 (1.07")	27.1 (1.07")
H-P84	PLCC-84	32.4 (1.28")	32.4 (1.28")
H-Q07	QFP-48	8.4 (0.33")	8.4 (0.33")
H-Q10	QFP-44	13.4 (0.53")	13.4 (0.53")
H-Q14	QFP-52,80	17.3 (0.68")	17.3 (0.68")
H-Q1420	QFP-64,80,100	23.4 (0.92")	18.1 (0.71")
H-Q28	QFP-120,128,144,160	31.2 (1.23")	31.2 (1.23")
H-BQ23	BQFP-100	22.4 (0.88")	22.4 (0.88")
H-Q3232	QFP-240	34.5 (1.36")	34.5 (1.36")
H-BQ38	BQFP-196	37.7 (1.48")	37.7 (1.48")
H-Q2626	QFP-208	29.8 (1.17")	29.8 (1.17")
H-S16	SOIC 14,16	6.8 (0.27")	10.2 (0.4")
H-SL16	SOL 14,16	10.6 (0.41")	10.8 (0.43")
H-SL20	SOL 20,20J	10.6 (0.41")	13.3 (0.52")
H-SL24	SOL 24,24J	10.6 (0.41")	15.9 (0.63")
H-SL28	SOL 28	10.6 (0.41")	18.4 (0.72")
H-SL44	SOL 44	16.0 (0.41")	27.9 (1.1")
H-SOJ32	SOJ 32	13.5 (0.53")	20.6 (0.81")
H-SOJ40	SOJ 40	13.5 (0.53")	25.4 (1.0")
H-TS24	TSOP 20-24	17.0 (0.67")	7.1 (0.28")
H-TS32	TSOP 28-32	21.0 (0.83")	9.1 (0.36")
H-TS40	TSOP 40	21.0 (0.83")	10.8 (0.43")
H-TS48	TSOP 48	21.0 (0.83")	13.3 (0.52")
H-TSW24	TSOP 20-24	10.2 (0.4")	18.4 (0.72")
H-TSW44	TSOP 24-28/40-44	12.7 (0.5")	19.8 (1.78")
Model	ø A		
H-D25	2.5 mm (0.1")		
H-D50	5.0 mm (0.2")		
H-D120	12.0 mm (0.47")		


HCT2-200 Digital Hot Air Pencil

This digital handheld convection tool is ideally suited for light rework applications, which use smaller components and integrated circuits. As component miniaturization continues (i.e. 01005 components) the ergonomics of a pencil allow a user more freedom to access and rework components on the board without affecting adjacent parts. Larger handheld convection systems commonly reflow and dislodge adjacent components due to a higher minimum airflow. The HCT2-200's small nozzle sizes, precision control, and thermal power allow the operator to target only the desired component.




Applications


The HCT2-200 was developed for very small surface-mount component and package sizes (1210s and smaller) and low board densities. For denser PCBA's, applications with heavy copper planes, boards with more than four layers, or components larger than 50 mm², use of a Metcal preheater (PCT-100 series) may be necessary.




SOICs



0201s



1210s




Technical Specifications - HCT2-200

Input Line Voltage	HCT2-200-11, 110 VAC, 60 Hz HCT2-200-21, 240 VAC, 50 Hz
Rated Power	200 W
Source Temperature	100 - 450°C (212 - 842°F)
Heating Method	Convection
Airflow	1.5 - 7 l/min
Noise Level	< 52 dBA at maximum airflow
Surface resistivity	10 ⁵ - 10 ⁹ Ohm
Display	Temperature & Air Flow
Size W x D x H	10.6 x 21.3 x 17 cm (4.2" x 8.4" x 6.7")
Weight	2.63 kg (5.8 lb)
Certification/Marking	CNRTLus, CE, RoHS + WEEE

Convection Rework

HCT2-200 Systems



Workstand with nozzle holder
HCT-WS120

Easy-change heater



6 straight nozzles
(Ø 1.5 mm - 4.0 mm)
HN-120KIT-6

Easily change heaters
& nozzles in seconds

Part Number	Description
HCT2-200-11	Digital Hot Air Pencil, 115V
HCT2-200-21	Digital Hot Air Pencil, 230V
Both Systems Include	
HCT2-200-HP	Handpiece
HCT-WS120	WorkStand with Nozzle Holder
HCT-HTR200	Heater Assembly, 200W
HN-120KIT-6	Pack of six (6) Straight Nozzles (Ø 1.5 mm, 2.0 mm, 2.5 mm, 3.0 mm, 3.5 mm and 4.0 mm)
AC-CP2	Nozzle Removal Pad
Optional Accessories	
HN-HCT2-BENT-6	Pack of six (6) Bent Nozzles (Ø 1.5 mm, 2.0 mm, 2.5 mm, 3.0 mm, 3.5 mm and 4.0 mm)
HN-120COL	Collet Kit Replacement for Straight Nozzles

Key Features & Benefits

200 Watt Ceramic Heater and Dual-Stage Air Pump

Provides the power and performance needed to deliver the right amount of thermal energy.

Digital Airflow & Temperature Controls

Two LED displays provide a graphical and numeric representation of the airflow and temperature.

Fast Response and Performance

A microprocessor-controlled, closed-loop feedback system provides fast heating, precise and stable temperature control.

Standby Mode

When the handpiece is placed into the workstand, the temperature will drop, prolonging heater life.

Replaceable Handpiece

Handpiece has been redesigned to allow removal from the front of the unit.

Ergonomic and Light-Weight Handpiece

Slim and ergonomically designed handpiece that feels like a pencil, with a rubber grip.

Easily Change Heaters and Nozzles

Minimize downtime, increase productivity

Nozzles

Six nozzles (Ø 1.5 mm - 4.0 mm) are included with a nozzle plate holder inside the workstand.

Optional Accessories

Six Bent Nozzles (Ø 1.5 mm - 4.0 mm) for easy access and use under microscope



HN-HCT2-BENT-6

The PCT-1000 is a fully Programmable 4-Zone Preheater offering more heat capacity, enabling soldering at lower temperatures, producing higher-quality results.

The PCT-1000 provides users with exceptional heat capacity, with highly controlled thermal output, for soldering, desoldering, and SMD rework applications.

The PCT-1000 can be used as a stand-alone unit or as part of the MRS-1100A Modular Rework System.



System Specifications - PCT-1000

Input Line Voltage	100 - 240 VAC, 50/60 Hz
Rated Power	1200 W
Source Temperature	25 - 400°C (77 - 752°F)
Heating Method	Convection
Airflow	538 l/min (19 cfm)
Display	LCD, 20 X 4 display segments
Operational Modes	Setup, Run, Manual, Active Setup
Size W x D x H	203 x 330 x 76 mm (8" x 13" x 3")
Weight	3.4 kg (7.5 lb)
Certification	cTUVus, CE

Part No.	Description
PCT-1000	1 Programmable Preheater

Includes parts listed below

PCT-FS1	2 PCT-1000 Foot Switch
AC-TCK-36-36	3 Thermocouple, Ø 0.13 mm (36 AWG), Pack of 2

Key Features & Benefits

- Adds heat capacity and enables lower process temperatures
- Used in a variety of processes including soldering, desoldering and SMD rework
- Provides faster production rates while lowering overall temperatures
- 2 modes: Manual for constant heater temperature, and Profile for greater process control
- 4 programmable heating zones and one (1) cooling zone
- Storage for up to 50 user-defined profiles for easy set-up
- Heater control: Temperature controlled at the heater output or at the board
- High-efficiency vortex heater design maximizes ramp-to-temperature for increased productivity

Convection Rework

PCT-100 Preheater



The PCT-100 is a Focused Convection Preheater designed to provide extra heat capacity for demanding applications.

Unlike conventional preheaters, the PCT-100 Focused Convection Preheater directly targets the underside of the PCB, providing a substantial thermal boost for lead-free processes.



1

System Specifications	PCT-100-11	PCT-100-21
Input Line Voltage	110 VAC, 60 Hz	240 VAC, 50 Hz
Rated Power	450 W	
Source Temperature	Up to 300°C (572°F)	
Heating method	Convection	
Airflow	280 l/min (9.88 cfm)	
Surface resistivity	10 ⁶ - 10 ¹¹ Ohm	
Size W x D x H	155 x 205 x 65 mm (6.1" x 8" x 2.6")	
Weight	1.6 kg (3.5 lb)	
Certification/Marking	cTUVus, CE	



2

5



3

4


Part No.	Description
PCT-100-11	1 Preheater 110V
PCT-101-11	2 Preheater 110V with Arm Rest
PCT-102-11	3 Preheater 110V with Arm Rest and Boardholder
PCT-103-11	Preheater 110V with Arm Rest and Integrated Boardholder
PCT-1HE-11	Heating Element Replacement for PCT-100-11 (110V)
PCT-100-21	1 Preheater 110V
PCT-101-21	2 Preheater 110V with Arm Rest
PCT-102-21	3 Preheater 110V with Arm Rest and Boardholder
PCT-103-21	Preheater 110V with Arm Rest and Integrated Boardholder
PCT-1HE-21	Heating Element Replacement for PCT-100-21 (230V)
BH-010	Integrated Boardholder for PCT-100 (see page 56)
BH-100	4 Boardholder for PCT-100
PCT-AR	5 Arm Rest for PCT-100
PCT-ARPAD	Replacement Pad for Arm Rest PCT-AR

Key Features & Benefits

- For hand soldering, through-hole desoldering, hot air SMT rework, lead-free, multi-layer boards and assemblies with large ground planes
- Improved process time and exceptional process control of potentially damaging temperatures
- Vented top plate allows the PCB to be placed directly over the heater for maximum heat transfer
- Integrated or stand-alone boardholder
- Optional adjustable-angle arm rest

BH-2000 Free Standing Board Holder

provides a solid and stable base for a variety of PCBs. The unit features easily adjustable rails to accommodate boards 8" (203 mm) x open-ended.



BH-1000 Post-Rail Board Holder

Includes: 4 posts, 2 rails with sliding clips, 4 support pins and flat-head support. Minimum PCB size is 0.60" (15 mm)



BH-100 Board Holder

Recommended for use with the PCT-100 Pre-heater. Accommodate boards 12" (305 mm) x 12" (305 mm)





BH-010 Integrated Board Holder for PCT-100

Accommodate boards 3.5" (89 mm) x 7" (178 mm)



BH-PK1000 Board Holder Pin Kit

Recommended for use with the PCT-100 Pre-heater. Accommodate boards 12" (305 mm) x 12" (305 mm)



The ATH-1100A Adjustable Tool Holder is designed to work with the PCT-1000 or as part of the MRS-1100A System.

- Advanced Head Assembly features 102 mm (4") of Z axis adjustment, 12.7 mm (1/2") fine adjustment of the X & Y axis, and 30° U adjustment.
- Features locking handpiece retainer, Z axis stop, and mounting configurations for stand-alone operation or as part of the MRS-1100A.
- Sturdy and easy to attach to the PCT-1000 Programmable Preheater when incorporated into the MRS System.
- Can be attached to the PCT-1000 or used as a standalone unit



The MRS-1100A Modular Rework System is an integrated convection rework system for the removal and reflow of BGA/CSP and SMT components.

Key Features & Benefits

- Digital display for repeatable temperature settings and profile control
- Automatic control of the preheater for simple operation
- Easy profile creation for operator repeatability
- Integrated vacuum pickup for easy component removal
- Hand-held or tool holder mounted for operator comfort
- Manual mode for quick setup
- External thermocouple for process setup and verification
- Digitally controlled airflow for repeatable results
- X, Y, Z, and Theta controls for component alignment
- Adjustable PCB holder for easy change-outs
- Automatic vacuum liftoff at the end of the cycle
- Password lockout of programmed profiles

Comprised of:

- PCT-1000 Programmable Preheater (page 54)
- HCT-1000 Hot Air Convection Tool (page 48)
- ATH-1100A Adjustable Tool Holder (above)
- BH-2000 Freestanding Board Holder (above)



Why Fume Extraction?

Solder smoke is more than just an irritant. It can reduce worker productivity through a loss of concentration and fatigue. These and other health concerns, like occupational asthma, may be a result of exposure to solder fumes during the production process. As an employer, you are responsible for properly managing the health risks associated with solder fumes and take appropriate precautionary measures. Smoke absorbers and fume extractors are a simple way to manage the risk to employees and your organization.

MSA-25U
Benchtop Smoke Absorber



MSA-35L
Benchtop Smoke Absorber



BVX-100
Benchtop Single-User
Arm/Plenum System



BVX-250
Two-Station
Portable Filter Unit



VFX
Multi-User
Extraction Unit



MSA Series Smoke Absorbers

The Metcal MSA-25U and MSA-35L are compact, space-saving smoke absorbers that filter smoke and flux fumes from the workbench.

- Absorb lead-free flux fumes and smoke from soldering
- Compact design allows the units to easily fit on most workstations
- Quiet operation, ESD-complaint
- Fast and easy filter replacement
- One activated carbon filter included

MSA-25U Smoke Absorber

MSA-25U features a versatile USB plug compatible with any 5 V USB power supply, including the Metcal GT soldering systems.

When the USB plug is connected to a Metcal GT soldering system, the smoke absorber will automatically go into sleep mode when the GT unit is in idle, sleep, or standby mode.

MSA-25U Specifications	Description
Input Voltage	5 V
Absorption Capacity Vertical Position	0.8 m ³ /min (27 cfm)
Noise level	<-41 dB
Related Input Power	2.5 W
Dimensions (mm) H x W x D	165 x 159 x 90
Dimensions (inches) H x W x D	6.5" x 6.26" x 3.54"
Weight	0.82 lbs. / 0.37 kg

Part No.	Description
MSA-25U	MSA-25U Base Unit, Activated-Carbon Filter, Introduction Guide
FM-MSA25U	MSA-25U Replacement Activated-Carbon Filter, Pack of 5

MSA-35L Smoke Absorber

The MSA-35L is a versatile, dual-position smoke absorber, able to be used vertically (standing up) or horizontally (laying down). In the vertical position, the airflow is approximately twice as efficient.

	MSA-35L-11	MSA-35L-22	MSA-35L-23	MSA-35L-24
Power	25W	24W	24W	24W
Absorption Capacity Horizontal Position	1.1 m ³ /min (38 cfm)	0.9 m ³ /min (32 cfm)		
Absorption Capacity Vertical Position	0.5 m ³ /min (18 cfm)	0.45 m ³ /min (16 cfm)		
Noise level	<-41 dB - 51dBA			
Frequency	60 Hz	50 Hz		
Voltage	110 VAC	220 VAC	230 VAC	
Certifications	TUVus	CE		UKCA
Dimensions (mm) H x W x D	217 x 186 x 111			
Dimensions (inches) H x W x D	8.54" x 7.32" x 4.37"			
Weight	0.93 kg. / 2.05 lbs.		0.91kg. / 2.0 lbs.	

Part No.	Description
MSA-35L-11	MSA-35L Base Unit (110 V), Activated-Carbon Filter, Introduction Guide
MSA-35L-22	MSA-35L Base Unit (220 V), Activated-Carbon Filter, Introduction Guide
MSA-35L-23	MSA-35L Base Unit (230 V, EU), Activated-Carbon Filter, Introduction Guide
MSA-35L-24	MSA-35L Base Unit (230 V, UK), Activated-Carbon Filter, Introduction Guide
FM-MSA35L	MSA-35L Replacement Activated-Carbon Filter, Pack of 5



Fume Extraction

BVX-100 Fume Extraction Systems



BVX-100

Benchtop Single-User Arm/Plenum System



- Quiet operation
- Portable, single-user unit
- No external ducting or compressor needed
- Powerful 85 m³/h airflow rate
- Unit easily fits on or under any workbench
- Innovative adaptor transforms the plenum into an arm
- Immediate extraction of fumes, particles, and vapors
- Two filtration configurations: for extraction of light to heavy soldering fumes and other particulates (the HEPA Filter-equipped BVX-101), or for extraction of chemical vapor from solvents and adhesives (the Carbon Gas Filter-equipped BVX-103)
- Bi-colored LED light indicates when the filters are blocked and require replaing

Key Features & Benefits

Complete portability

Designed for under-bench installation

Main filter has a HEPA efficiency of 99.97 % at 0.3 micron, and an activated carbon filter to remove gases

Both pre-and main-filters

can be changed independently

Plug-and-play ducting system

for a simple, flexible, low-cost solution and fast installations



Filters are easy to remove and replace

Part Number	Description
BVX-101	Benchtop, single-user arm/plenum system with Pre-, HEPA/Gas-Filter
BVX-103	Benchtop, single-user arm/plenum system with Pre-/Gas-Filter

Filters

FG-BVX	Deep Bed Gas Filter
FM-BVX	Main Filter, HEPA/Gas (Carbon)
FP-BVX	Pre-Filter (Pack of 5)

Accessories

BVX-ADT	Replacement Arm-To-Plenum Adaptor
BVX-IADT	Inverted Arm Adaptor, ESD-Safe
BVX-BCK	Under-Bench Mounting Bracket
BVX-CH01	Connection hose, Ø 50 mm (2") x 1.8 m (6') long
BVX-TB01	Table bracket with 2 C-clamps

System Specifications - BVX-100

Static Pressure (suction force)	1250 Pa (5"WC)
Fan Capacity	110 m ³ /h (65 cfm)
Flow Rate (with filter)	85 m ³ /h (50 cfm)
Air Inlets/Number of Stations	1
HEPA Efficiency	99.97 % at 0.3 micron
Noise Level	< 55 dBA
Dimensions (W x D x H)	300 x 230 x 290 mm (11.8" x 9.1" x 11.4")
Weight	9 kg (20 lbs)
Input Line Voltage	100 - 240 VAC
Frequency	50 - 60 Hz
Power	85 W
Certification	cTUVus, CE
Max duct run	1.8 m (6')

BVX-250 Two-Station Fume Extraction System

for the removal of workplace fumes, smoke, dust, and vapors.

Key Features & Benefits

- **Completely portable, versatile, and quiet**-Designed for under-bench or benchtop use
- **HEPA 13 efficiency of 99.97%** at 0.3 micron, and an activated carbon filter to remove gases
- **Easy & Fast Filter Changes** without having to remove any hoses from the unit
- **Plug-and-play ducting system** for a simple, flexible, low-cost solution and fast installs
 - Powerful airflow and suction capacity
 - Communicates with Metcal CV and GT soldering systems for filter change notification and smart run-time functionality
 - Three airflow options (High, Medium, & Low)
 - Color-coded LED ring - know the status of the unit and the filters at a glance
 - Optional Deep Bed Gas Filter (sold separately)
 - Connects to 50 mm (2") or 63 mm (2.5") hoses or exhaust arms
 - 360° rotating air diverter - adjust the exhaust direction for operator comfort
 - On/Off switch with "soft-start" feature
 - ESD-safe housing
 - UL & CSA, UKCA, KC, PSE, NOM, CE (ISO-14644)
 - ROHS/REACH



Specifications	Description
Max. airflow, free blowing	297 m ³ /h (175 cfm)
Flow rate	2 x 75 m ³ /h (45 cfm)
Static pressure	1743 Pa (7" WC)
Noise level (approx.)	< 55 dBA (at medium setting)
Voltage	100 - 240 VAC, 1 phase
Frequency	50/60 Hz
Power	150 Watts
Safety compliance	UL, CSA, CE
Power Dimensions W/D/H mm	268 x 400 x 320
Power Dimensions W/D/H in	10.5" x 16" x 13"
Weight (approx.)	12 lbs. / 5.5 kg



Part Numbers	Systems
BVX-250	Unit, Pre-Filter, and HEPA 13/Gas Filter, Remote Switch (arms sold separately)
BVX-250-KIT	BVX-250 + BVX-ARML + BVX-250-NOZR + BVX-250-NOZC (see below)

Part Numbers	Filters
FP-BVX250	Pre-Filter (Pack of 5)
FM-BVX250	Main Filter, HEPA 13 99.97% / Carbon
FG-BVX250	Deep Bed Gas Filter (Carbon)
FN-BVX-250	Replacement Nozzle Filter (pack of 5)

Part Numbers	Nozzles
BVX-NOZC	Replacement Rectangular Nozzle
BVX-NOZ	Replacement Round/Circular Nozzle

Part Numbers	Optional Arm Kits & Accessories
BVX-ARM-K1	2.5' Flexible Arm, 6' Hose, Table Bracket & C-Clamps, ESD-Safe
BVX-ARM	2.5' Flexible Arm, Ø 2", ESD-Safe
BVX-ARML	5' Flexible Arm, Ø 2", ESD-Safe
BVX-CH01	6' BVX Connection Hose, Ø 2", ESD-Safe
BVX-CH02	12' BVX Connection Hose, Ø 2", ESD-Safe
AC-BVX250-DUCT	Adaptor for Direct Ducting BVX-250 into Ventilation Systems
AC-BVX250-OMNI	BVX-250 Adaptor for Metcal Omniflex Arms
BVX-TB01	BVX Table Bracket & (2) C-Clamps
RPS-1	Replacement Remote Power Switch for BVX-200 Series Systems

BVX-250 is compatible with all BVX and Omniflex arms and hoses. See page 63.

Batter Fly s.r.l. - Tel. 051 6468377 - info@batterfly.com - www.batterfly.com

Fume Extraction

VFX-1000 Volume Fume Extraction Unit



VFX-1000 Volume Fume Extraction System

The VFX-1000 Fume Extraction unit is Metcal's next generation under-the-bench fume extraction unit. Its improved pre-filter provides higher efficiency, and its enhanced gas filter, a 50/50 mix of Activated Aluminum Potassium Permanganate and Active Carbon, allows for a wider range of fume extraction.



VFX Volume Fume Extraction Systems

VFX-1000-H	VFX-1000 with Pre-, HEPA/Gas Filter
VFX-1000-G	VFX-1000 with Pre-, Deep Bed Gas Filter

System Specifications - VFX-1000

Voltage	100 - 240 VAC, 50 - 60 Hz
Rated Power	12.5 amp / 1.1 kW, grounded circuit
Duct run	10 m
Max. Number of Arms Ø 32 mm	7
Max. Number of Arms Ø 50 mm	5
Fan Capacity	350 m ³ /h (206 cfm) / 96 mbar
HEPA Efficiency	99.997% at 0.3 micron
Noise Level (Typical at low speed)	< 58 dBA
Dimensions (W x D x H)	590 x 375 x 415 mm (23.2 x 14.8" x 16.3")
Weight	35 kg (77 lb)
Certification/Marking	CE, REACH, RoHS Compliant

The selection of a fume capture device should be guided by your application and work habits. Contact your local Metcal sales rep for additional guidance.

All exhaust arms are made of ESD-safe material and are supplied with appropriate mounting accessories. The design allows for mounting the arms to a variety of surfaces.

Key Features & Benefits

- Digital Speed Control
- Deep-Pleat Pre-Filter
- Blower with high airflow and pressure
- 3-stage filtration
- Built-in silencing
- Long-life filters with low replacement costs

Nozzle Selection

Round/Funnel	Point and small-area extraction for soldering, gluing/bonding, laser marking fumes
Oval	Point extraction for soldering under a microscope, laser marking fumes
Rectangular	Area extraction for soldering, gluing/bonding
Large Rectangular/Large Hood	Large area extraction for soldering of large boards, large solder pots
Plenum/Funnel	Area extraction for soldering, gluing/bonding
Cabinet	Area extraction for volatile gases, toxic gases, odors

Fume Extraction Accessories

Fume Extraction Cabinet

AC-VFX-CAB-75	Fume Extraction Cabinet with 2 LED-lights, LED-lights, two
AC-VFX-75X75	Adapter to connect two Ø 75 mm tubes
AC-VFX-HS7525	Hose, Ø 75 mm x 2.5 m

Arms Ø 32 mm

AC-VFX-ARM-32F	Arm, Ø 32 mm x 0.65 mm with round funnel
AC-VFX-ARM-32N	Arm, Ø 32 mm x 0.65 mm with oval nozzle

Arms Ø 50 mm

AC-VFX- ARM-RF	Arm, Ø 50 mm x 0.65 mm with round funnel
AC-VFX- ARM-PF	Arm, Ø 50 mm x 0.65 mm with plenum funnel
AC-VFX- ARM-LF	Arm, Ø 50 mm x 0.65 mm, LED with round funnel, power adapter
AC-VFX- HK75	Hose Kit Adapter, Ø 75 mm to 50 mm

Note: Each AC-VFX-ARM-xx requires one hose kit

VFX Filters



AC-VFX-FIL-PRE

Deep Pleat Pre-Filter for VFX-1000



AC-VFX-FIL-HEPA

Combined HEPA/Gas Filter for VFX-1000



AC-VFX-FIL-GAS

Deep Bed Gas Filter for VFX-1000

Fume Extraction Systems (continued)

Omniflex Arms Ø 63 mm

AC-VFX-ARM-ORN	Ø 63 mm Omniflex arm with rectangular nozzle, 150 x 88 mm bracket, C-clamps and hose clamp
AC-VFX-ARM-OTN	Ø 63 mm Omniflex arm with oval nozzle, bracket, C-clamps and hose clamp
AC-VFX-ARM-OLH	Ø 63 mm Omniflex arm with large hood, 350 x 212 mm bracket, C-clamps and hose clamp
AC-VFX-HK7563	Ø 75 mm to 63 mm Hose Kit adapter

Note: Each AC-VFX- ARM-xx Omniflex requires one hose kit (AC-VFX-HK7563)

AC-VFX-YAD63	Y Adapter, Ø 63 mm with hose (305 mm) and 3x hose clamps
Q-AD426530	Replacement Nozzle - Rectangular, 150 x 88 mm
Q-AD426550	Replacement Nozzle - Tapered
Q-AD426560	Replacement Nozzle - Large Hood, 350 x 212 mm
AC1101	Damper for Omniflex arms, Ø 63 mm
AC1102	Omniflex arm extension, Ø 63 mm x 30 cm length
CH0251	Connection hose, Ø 63 mm x 2.5 m (8') length
CH0252	Connection hose, Ø 63 mm x 3.5 m (12') length
CH0253	Connection hose, Ø 63 mm x 7.5 m (25') length
AC2025	Y Adapter, Ø 63 mm and hose Ø 63 mm x 305 mm length, with 3 clamps

Additional Accessories

AC-VFX-HK75CONN	Arm connection receptacle with seal and hardware for Arms with Ø 32/50 mm
AC-VFX-HK75BRK	Bracket with (2) clamps
AC-VFX-HK75RED	Reducer, Ø 50/40 mm
AC-VFX-HK75HC	Hose clamp
AC-VFX-HK75CL	50 mm Hose clip
AC-VFX-HK75H50	Flexible Hose, Ø 50 mm x 1 m
AC-VFX-HK75H75	Flexible Hose, Ø 75 mm x 2.5 m
AC-VFX-HK75TCONN	Ø 75 x 50 mm x 75 mm T-Connector and cover
AC-VFX-HK75CAP	Ø 75 mm End Cap
AC-VFX-HK75CUFF75	Ø 75 mm Connection cuff
AC-VFX-HK75CUFF50	Ø 50 mm Connection cuff

Replacement Filters

AC-VFX- FIL-PRE	Deep Pleat Pre-Filter for VFX-1000
AC-VFX- FIL-HEPA	Combined HEPA/Gas filter for VFX-1000
AC-VFX- FIL-GAS	Deep Bed Gas Filter for VFX-1000

Fume Extraction

Omniflex Arms & BVX Arms

Omniflex Arms

Omniflex Arms (Ø 63 mm) are designed for higher airflow rates and effective fume capture from greater distances. A unique ball/socket design provides an unmatched flexibility in maneuvering and positioning. The arms can be adjusted in working length or radius, simply by adding or removing Omniflex components. ESD conformance is ensured through the use of fully conductive material.

- 140 m³/h (85 cfm) air flow rating (varies with nozzle)
- Ø 63 mm (2.5")
- 0.6 m (24") long with optional extensions of 300 mm (12")

Part Number	Description
EA1122	1 Omniflex Arm ESD with Nozzle 150 x 88 mm
EA1124	2 Omniflex Arm ESD with Tapered Nozzle
EA1126	3 Omniflex Arm ESD with Large Hood 350 x 212 mm (14" x 8.5")
Q-AD426530	Replacement nozzle - Rectangular, 150 x 88 mm
Q-AD426550	Replacement nozzle - Tapered
Q-AD426560	Replacement nozzle - Large Hood, 350 x 212 mm (14" x 8.5")
AC1101	4 Damper for Omniflex Arm, Ø 63 mm
AC1102	Omniflex Arm Extensions, Ø 63 mm x 30 cm (12") long

*BVX-200 series is only rated for one EA1122 arm, one EA1126 arm or two EA1124 arms.

BVX Arms

BVX Arms (Ø 50 mm) are the most economical solution while providing good airflow rates and high flexibility. The spiral-rolled duct can be tightened in stiffness and positioned precisely. The BVX-ARM-K2 kit includes a mounting plate and c-clamps for universal mounting. A Y-connection piece is available to connect two BVX Arms to one hose.

- 75 m³/h (45 cfm) air flow rating
- Ø 50 mm (2") ducting with Ø 40 mm (1.75") nozzle
- 760 mm (30") long
- BVX Arms are ESD-safe and compatible with all BVX units

Part Number	Description
BVX-ARM-K1	5 1 BVX-ARM, 760 mm (30") long, with 1.8 m (6') hose, table bracket with C-clamps
BVX-ARM-K2	1 BVX-ARM, 760 mm (30") long, table bracket with C-clamps
BVX-ARM	Arm, flexible, ESD-safe, 760 mm (30") long
BVX-ARML	Arm, flexible, ESD-safe, 1.5 m (59") long with arm clip
BVX-NOZ1	Replacement ESD nozzle, Ø 40 mm
BVX-NOZC	6 Replacement Round- Circular Nozzle for BVX Systems, ESD-Safe
BVX-NOZR	7 Replacement Rectangular Nozzle for BVX Systems, ESD-Safe
FN-BVX	8 Replacement Nozzle Filter for BVX-NOZR and BVX-NOZC Nozzles (Pack of 5)

Connection Hoses for Omniflex and BVX Arms

CH0251	9 Connection Hose, 2.5 m x Ø 63 mm (8' x 2.5") with clamps
CH0252	Connection Hose, 3.5 m x Ø 63 mm (12' x 2.5") with clamps
CH0253	10 Connection Hose, 7.5 m x Ø 63 mm (25' x 2.5") with clamps
AC2025	11 Y-Piece for Ø 63 mm (2.5") hose with clamps



Fluid Dispensing

Ease-of-use meets repeatability with Metcal fluid dispensing solutions

Accurately and consistently dispense low, medium, and high-viscosity fluids with a diverse line of digital dispensers, dispensing tips, manual syringe guns, foot valve dispensers, consumables, and accessories to meet your every need.

DX-250 Series Digital Dispenser



DX-350 Series Digital Dispenser



Dispensing Tips



Dispensing Consumables



Accessories & More



Fluid Dispensing

DX-250 & DX-350 Series Dispensing Systems



The DX-250 Series is a high-performance Digital Dispenser.

Complete with a range of accessories, the micro-air dispensing system unites affordability with high accuracy and repeatability for exceptional results.



The DX-350 Series is a microprocessor-driven and fully Digital Dispenser.

Intuitive to use, the DX-350 dispenses low, medium, and high-viscosity fluids accurately and consistently. The firmware provides the option of programming up to 10 varied, sequenced, or individual shots.



These user-friendly fluid dispensing systems include a digital timer with a rotary-control time knob for easy setup, and vacuum suck-back to control material tailing and waste of low-viscosity fluids.

The DX-350 includes an adjustable vacuum-driven suck-back to control material tailing and waste of low-viscosity fluids.

Part No.	Description	Part No.	Description
DX-250	Digital Dispenser, 0 to 100 psi (0 to 6.9 bar)	DX-350	Digital Dispenser, 0 to 100 psi (0 to 6.9 bar)
DX-255	Digital Dispenser, 0 to 15 psi (0 to 1.0 bar)	DX-355	Digital Dispenser, 0 to 15 psi (0 to 1.0 bar)

System Specifications	DX-250/255	DX-350/355
Power Supply AC/DC	100 - 240 VAC, 50/60 Hz	100 - 240 VAC, 50/60 Hz
Operating Pressure	DX-250 - 0 - 6.9 bar (0 - 100 psi) DX-255 - 0 - 1 bar (0 - 15 psi)	DX-350 - 0 - 6.9 bar (0 - 100 psi) DX-355 - 0 - 1 bar (0 - 15 psi)
Cycle Rate	600 cycle/minute	1200 cycle/minute
Timing Range	0.020 - 60 seconds	0.008 - 60 seconds
Vacuum Suck-Back Control	steplessly variable	steplessly variable
Timing Tolerances	+/- 0.001 %	+/- 0.001 %
Cycle Mode	TIMED, PURGE	TIMED, PURGE, INTERRUPT, TEACH
Memories	—	10 programmable
I/O Interface	Initiated by voltage or contact closure	Initiated by voltage or contact closure
Certification	CE, TUV-GS, NRTL	CE, TUV-GS, NRTL
Dimensions (W x D x H)	152 x 165 x 178 mm (6" x 6.5" x 7")	152 x 165 x 178 mm (6" x 6.5" x 7")
Weight	1.2 kg (2.6 lb)	1.2 kg (2.6 lb)
Warranty	1 year	1 year

DX-250/DX-350 Series dispensers include a foot switch, power supply, sample tip kit, 10 cc receiver head kit, mounting brackets, receiver head air hose holder, and syringe barrel stand.

DX-250/255 Key Features & Benefits

- Small footprint and lightweight
- Economical dispenser
- Highly accurate and repeatable micro-air dispensing
- Digital timer and vacuum controls
- Versions available in two operating pressures
- Packaged ready to use with universal power supply, foot switch, air hose, sample tips, syringe barrels & adapter
- I/O Interface for robotic applications



DX-350/355 Key Features & Benefits

- Small footprint and lightweight
- 10 programmable dispense routines and 4 operating modes
- Digital timer, pressure, and vacuum read-outs
- Accurate reproduction of sequences of beads or dots
- Versions available in two operating pressures: 0 to 100 psi for general applications, and 0 to 15 psi for specific low-viscosity applications
- Packaged ready to use with universal power supply, foot switch, air hose, sample tips, syringe barrels & adapter
- I/O Interface for robotic applications





TE Tip Series

- Stainless-steel cannula with a double-helix polypropylene hub
- Burr-free and electro-polished cannula for unobstructed and consistent material flow
- Silicone and chloride-free
- Sold in packs of 50

Gauge	1/4" (6.35 mm)	1/2" (12.7 mm)	1" (25.4 mm)	1-1/2" (38.1 mm)
14		914050-TE	914100-TE	914150-TE
15		915050-TE	915100-TE	915150-TE
18	918025-TE	918050-TE	918100-TE	918150-TE
20	920025-TE	920050-TE	920100-TE	920150-TE
21	921025-TE	921050-TE	921100-TE	921150-TE
22	922025-TE	922050-TE	922100-TE	922150-TE
23	923025-TE	923050-TE	923100-TE	923150-TE
25	925025-TE	925050-TE		
27	927025-TE	927050-TE		
30	930025-TE	930050-TE		
32	932025-TE			
34	934025-TE			



TE Bent Tip Series

- Precision bent tips at 45° and 90° angles
- Perfect for dispensing fluid in hard-to-reach places
- Sold in packs of 50

Gauge	1/2" (12.7 mm)		1-1/2" (38.1 mm)
	90°	45°	45°
14	914050-90BTE	914050-45BTE	914150-45BTE
15	915050-90BTE	915050-45BTE	
18	918050-90BTE	918050-45BTE	918150-45BTE
20	920050-90BTE	920050-45BTE	
21	921050-90BTE	921050-45BTE	921150-45BTE
22	922050-90BTE	922050-45BTE	
23	923050-90BTE	923050-45BTE	
25	925050-90BTE	925050-45BTE	
27	927050-90BTE	927050-45BTE	
30	930050-90BTE	930050-45BTE	

Color Coding and Gauge For TE Series and TE Bent Tips			
Gauge	Color	D.I. (inches)	D.I. (mm)
14	Oliva	0.063	1.600
15	Ámbar	0.054	1.371
18	Verde	0.033	0.838
20	Pink	0.024	0.610
21	Purple	0.020	0.508
22	Blue	0.016	0.406
23	Orange	0.013	0.330
25	Red	0.010	0.254
27	Clear	0.008	0.203
30	Lavender	0.006	0.152
32	Yellow	0.004	0.102
34	Lime Green	0.0037	0.095



Brush Tips

- Stainless-steel cannula with a double-helix polypropylene hub
- Burr-free and electro-polished cannula for unobstructed and consistent material flow
- Silicone and chloride-free
- Sold in packs of 12

Gauge	Soft Bristle	Stiff Bristle
16	916BT-SOFT	916BT-STIFF
18	918BT-SOFT	918BT-STIFF
22	922BT-SOFT	922BT-STIFF

Flexible Plastic Tips

- Flexible tips allow access to hard-to-reach areas
- 38 mm (1-1/2") length. The length can also be customized
- Ideal for CA applications
- Both hub and cannula are made of polypropylene
- Sold in packs of 50



Gauge	Color	TS-P Needle
15	Grey	915150-PTS
16	Brown	916150-PTS
18	Pink	918150-PTS
20	Yellow	920150-PTS
22	Black	922150-PTS
25	Red	925150-PTS

Tapered Series Tips

- Tapered tips prevents blockage and increases flow of high-viscosity filled materials. Length 31.7 mm
- Standard tips molded in high-density polyethylene with UV light-block additive
- Rigid tips in opaque colors provide total protection from premature curing by UV/visible light
- Sold in packs of 50



Gauge	Color	Standard Tips	Rigid Tips
14	Olive	914125-DHUV	914125-RIGID
16	Grey	916125-DHUV	916125-RIGID
18	Green	918125-DHUV	918125-RIGID
20	Pink	920125-DHUV	920125-RIGID
22	Blue	922125-DHUV	922125-RIGID
25	Red	925125-DHUV	925125-RIGID
27	Clear	927125-DHUV	927125-RIGID

Dispensing Tip Kit

- Kit contains a selection of the most popular TE, TE Bent, and TT tips



900-NK

Dispensing Tip Kit



End Caps

- Designed to seal the large end of a syringe barrel
- Ensures no contaminants come in contact with material during storage
- Made of polyethylene
- Available in packs of 50

Size	Part Number
3 cc	903-ECB
5 cc	905-ECB
10 cc	910-ECB
30/55 cc	93055-ECB



Air-Powered Pistons

- Wiper Pistons provide a seal for low to medium-viscosity fluids
- Straight Wall Pistons reduce stringing with medium to high-viscosity fluids
- Made from polyethylene
- Sold in packs of 50

900 Series Color	Piston Type	Application Examples
Blue	Easy Flow	Anaerobic, epoxy, flux, SMA, oil, silicone, UV
White	Wiper	Any fluid used on a mechanical rod/gun including UV
Red	Straight Wall	SMA, solder paste, viscous grease

Size	Wiper Piston (White)	Straight Wall (Red)	Easy Flow (Blue)
3 cc	903-WW	903-SWR	903-EFB
5 cc	905-WW	905-SWR	905-EFB
10 cc	910-WW	910-SWR	910-EFB
30/55 cc	93055-WW	93055-SWR	93055-EFB

Syringe Barrels

- Unique ultra-low draft of inner diameter yields high accuracy and stability
- Industry compliant silicone/chloride-free, low-friction polypropylene
- 3 colors: Natural for most generic applications, Amber for protection from UV/visible light (up to 520 nm), Black for total light block
- Sold in packs of 50



Size	Natural	Dark Amber	Black
3 cc	903-N	903-D	903-B
5 cc	905-N	905-D	905-B
10 cc	910-N	910-D	910-B
30 cc	930-N	930-D	930-B
55 cc	955-N	955-D	955-B



Tip Cap

- Used to seal syringe barrel when not in use
- Fits all syringe sizes
- Blue stand-up tip cap enables the syringe barrel to stand upright
- Made of polypropylene
- Sold in packs of 50

Part Number	Description
900-ORTC	Tip Care Double-Helix Thread (Orange)
900-BTC	Tip Care Double-Helix Thread (Black)
900-STC	Stand-up Tip Cap (Blue)

Syringe Assembly Kits


- Packaged together in ready-to-use kits of 50 each (syringe and wiper piston, without piston inserted)



Size	Natural with white piston	Natural with blue piston
3 cc	903-NW	903-NBL
5 cc	905-NW	905-NBL
10 cc	910-NW	910-NBL
30 cc	930-NW	930-NBL
55 cc	955-NW	955-NBL

Plunger and Piston for Syringe Barrels

- Provides a simple and quick dispensing solution without the need for compressed air
- Manual plungers molded from polypropylene resin
- Compatible with a wide range of dispensing fluids
- Pistons are made from thermoplastic rubber
- Available dry or with lubrication
- Sold in packs of 50



Part Number	Description
903-PL	Plunger - 3 cc
903-PRD	Manual Piston Rubber - 3 cc
903-PRL	Manual Piston Rubber - Lub 3 cc
905-PL	Plunger - 5 cc
905-PRD	Manual Piston Rubber - 5 cc
905-PRL	Manual Piston Rubber - Lub 5 cc
910-PL	Plunger 10 cc
910-PRD	Manual Piston Rubber 10 cc
910-PRL	Manual Piston Rubber Lub 10 cc

Manual Syringe Gun

- Lightweight barrel applicator gun
- Provides excellent control for medium/high-viscosity products
- Easy to use - no dripping or mess

Size	Manual Syringe Gun	Plunger Rod
10 cc	910-MSG	71000ROD
30 cc	930-MSG	73000ROD
55 cc	955-MSG	75500ROD-C



Receiver Head Assembly



- Connecting link between time/pressure controllers & syringe assemblies
- Provides a safe connection for accident-proof dispensing
- Available with 0.9 m (3') and 1.8 m (6') lengths of tubing
- Includes: receiver head with O-ring, tubing, and male quick-connector
- Receiver heads are made of Delrin®
- Sold individually

Size	0.9 m (3') Hose	1.8 m (6') Hose
3 cc	903-3RHB	903-6RHB
5 cc	905-3RHB	905-6RHB
10 cc	910-3RHB	910-6RHB
30/55 cc	93055-3RHB	93055-6RHB

Finger Switch Assembly



- Use with Metcal dispensers and syringes in place of a foot pedal
- Provides control at your finger tip

DX9010 Finger Switch assembly for DX-250/-255 & DX-350/-355 Dispensers (shorter alt: Finger Switch for DX-250/DX-350 Series Dispensers)

Vacuum Pencil



- Use for pick-and-place function
- Stand-alone vacuum pick-up requires shop air
- Optional Mixed Kit of Vacuum Cups also available

TS8120 Vacuum pick-up assembly

Syringe Holder



- Use for 3 - 55 cc Syringes

SH-300 Syringe Holder

Replacement O-rings for Receiver Head

Size	EPR O-ring	Viton™ O-ring
3 cc	P3015EPK	P3019VPK
5 cc	P3016EPK	P3020VPK
10 cc	P3017EPK	P3021VPK
30/55 cc	P3018EPK	P3022VPK

(Sold in Pack of 10)

Omit 924-DFV Series Foot Valve Dispenser

offers increased production combined with dispenser economy. Floor mounted, it has a built-in pressure regulator, pressure gauge, and a unique fast-dump, three-way air valve. Output rate and shot size are operator-controlled.

The 924-DFV is the ideal basic dispensing unit for most general applications of adhesives, sealants, coatings, and compounds.



The 924-DFV-VAC features vacuum suck-back to prevent very thin materials from dripping, and reduce tailing or stringing with thicker materials.

System Specifications	924-DFV / - VAC
Operating Pressure	0 - 6.9 bar (0 - 100 psi)
Cycle Rate	Manual
Vacuum Suck-Back Control	Stepless variable (924-DFV-VAC only)
Vacuum Force	Up to 15 of HG (924-DFV-VAC only)
Size (W x D x H)	124 x 206 x 121 mm (8.1" x 4.9" x 4.7")
Weight	1.8 kg (4 lb)
Warranty	1 year



METCAL™

CONTACT US

 Address: Via Collodi 7/A, 40012 Calderara di Reno (BO)

 Phone: +39 051 6468377

 Mail: info@batterfly.com

 Web: www.batterfly.com



OKInternational
A  **DOVER**™ COMPANY

Corporate Headquarters (United States) OK International / Metcal

10800 Valley View Street
Cypress, CA 90630 USA
Tel: 1-714-799-9910
Fax: 1-714-828-2001
Email: NA-CustCare@okinternational.com

European Corporate Office OK International / Metcal

Eagle Close, Chandler's Ford
Hampshire, SO53 4NF, United Kingdom
Tel: English +44 2380 489 100
Tel: Français: +33 176 710 403
Tel: Deutsch: +49 711 959 69 744
Email: Europe@okinternational.com

China Corporate Office OK International / Metcal

4th floor East, The Electronic Building
Yanxiang Industrial Zone
High Tech Road, Guangming New District
Shenzhen, P.R.C
Tel: +86-755-2327 6366
Fax: +86-755-2329 5492
Email: China@okinternational.com